

МИНИСТЕРСТВО ОБРАЗОВАНИЯ И НАУКИ  
РОССИЙСКОЙ ФЕДЕРАЦИИ



ФГБОУ ВО КЕМЕРОВСКИЙ ТЕХНОЛОГИЧЕСКИЙ  
ИНСТИТУТ ПИЩЕВОЙ ПРОМЫШЛЕННОСТИ  
(УНИВЕРСИТЕТ)

Кафедра иностранных языков

**Н.В. Дерябина**

**АНГЛИЙСКИЙ ЯЗЫК:  
вводно-коррективный курс**

Учебное пособие

Для студентов вузов

Кемерово 2016

**УДК 811.111(07)**

**ББК 81.2Англ**

**Д 26**

*Рецензенты:*

**Т.С. Сергейчик**, к.п.н., доцент, заведующий кафедрой  
иностранных языков факультета РГФ ФГБОУ ВПО  
«Кемеровский государственный университет»;

**М.И. Агиенко**, к. п. н., доцент кафедры иностранных языков  
РЭУ им. Г.В.Плеханова

*Рекомендовано редакционно-издательским советом  
Кемеровского технологического института  
пищевой промышленности*

**Д26      Дерябина, Н.В.**

Английский язык: вводно-коррективный курс: учебное пособие / Н.В. Дерябина; Кемеровский технологический институт пищевой промышленности (университет). – Кемерово, 2016. – 100 с.  
ISBN 978-5-89289-956-7

Содержит систематизированный материал по фонетике, грамматике и лексике английского языка с последовательной системой тренировочных и контрольных упражнений.

Прилагается подборка упражнений для отработки произношения – рифмовки, скороговорки, пословицы, аутентичные тексты, новая международная транскрипция.

Предназначено для студентов начального этапа обучения английскому языку в техническом вузе.

**УДК 811.111(07)**

**ББК 81.2Англ**

ISBN 978-5-89289-956-7

*Охраняется законом об авторском праве,  
не может быть использовано любым  
незаконным способом  
без письменного договора*

© КемТИПП, 2016

## ПРЕДИСЛОВИЕ

Данное учебное пособие «Английский язык: вводно-коррективный курс» предназначено для студентов начального этапа обучения английскому языку, является необходимым для дальнейшего успешного овладения английским языком и полностью соответствует требованиям государственного образовательного стандарта.

Целью данного пособия является систематизация знаний по фонетике, грамматике и лексике, полученных в школьном курсе обучения английскому языку, позволяющих читать и переводить несложные аутентичные тексты.

Пособие состоит из семи разделов, заключительного лексико-грамматического теста с ключами и трех приложений. В приложениях имеется подборка упражнений для отработки отдельных звуков – рифмовки, скороговорки, пословицы, а также аутентичные тексты.

Каждый раздел включает в себя:

- фонетический материал, представленный упражнениями, направленными на отработку произношения. Практическое пособие содержит современную международную транскрипцию, основные правила чтения в английском языке, упражнения в чтении;

- грамматический материал, представленный правилами, необходимыми для практического владения языком (письменным и устным) с тренировочными и контрольными упражнениями;

- страноведческие тексты и упражнения, направленные на понимание и развитие навыков устной речи.

Пособие «Английский язык: вводно-коррективный курс» может быть рекомендован не только для аудиторной, но и самостоятельной работы, а также для работы в группах, начинающих изучать английский язык.

# ВВОДНО-КОРРЕКТИВНЫЙ КУРС

## UNIT I

### *Содержание:*

#### **I. Фонетика**

1. Английский алфавит.
2. Правила чтения согласных букв.
3. Четыре типа чтения гласных в ударных слогах.

#### **II. Грамматика**

1. Глаголы to be, to have во временах Simple
2. Конструкция There + to be

### **I. ФОНЕТИКА**

#### **Английский алфавит**

|     |        |     |           |
|-----|--------|-----|-----------|
| A a | [ei]   | N n | [en]      |
| B b | [bi:]  | O o | [əV]      |
| C c | [si:]  | P p | [pi:]     |
| D d | [di:]  | Q q | [kju:]    |
| E e | [i:]   | R r | [a:]      |
| F f | [ef]   | S s | [es]      |
| G g | [dʒi:] | T t | [ti:]     |
| H h | [eitʃ] | U u | [ju:]     |
| I i | [ai]   | V v | [vi:]     |
| J j | [dʒei] | W w | [dʌblju:] |
| K k | [kei]  | X x | [eks]     |
| L l | [el]   | Y y | [wai]     |
| M m | [em]   | Z z | [zed]     |

#### **Знаки международной фонетической транскрипции**

##### **1. Гласные звуки:**

[i:] Близок к протяжному **и** в слове **ива**.

[ɪ] Близок к краткому **и** в слове **игла**.

[e] Близок звуку **э** в слове **это**.

[X] Звук соединений между **а** и **э**. Откройте рот как для произнесения звука **а**, опустите нижнюю челюсть и постарайтесь произнести букву **э**. Получится [X].

[a:] Долгий звук **а-а**: *да-ай*.

[P] Краткий звук **о** в слове *тот*.

[L] Напоминает протяжно произнесенное **о** в слове *полно*.

[E:] Долгий звук, средний между **о** и **э**. Напоминает произношение **ё** в слове *Гёте*.

[э] Короткий, неясный, неударный звук. В русском языке слышится в неударных слогах: *пять комнат* [комнэт].

[A] Близок неударному звуку **а** в слове *камьш*. В английском языке обычно находится под ударением.

[V] Близок звуку **у** в слове *тут*.

[H] Близок звуку **у**, произнесенному протяжно: *у-умный*.

[aI] Близок русскому **ай** в слове *Байкал*.

[eI] **ей** в слове *шейка*.

[OI] **ой** в слове *бойня*.

[aV] **ау** в слове *пауза*.

[qV] **оу** в слове *клоун*.

[Iə] Сочетание [i] и [э] с ударением на [i]. Приблизительно **иэ**.

[Və] Сочетание [и] и [э] с ударением на [и]. Приблизительно **уэ**.

[Fə] Первый элемент сочетания близок звуку **э** в слове *этот*. За ним следует беглый звук [э]. Сочетание примерно произносится **эа**.

## 2. Согласные звуки:

- звуки, которые соответствуют русским

|       |        |       |         |       |       |
|-------|--------|-------|---------|-------|-------|
| [p] п | [t] т  | [b] б | [d] д   | [m] м | [n] н |
| [k] к | [l] л  | [g] г | [S] ш   | [f] ф | [Z] ж |
| [v] в | [tS] ч | [s] с | [dZ] дж | [z] з |       |

[r] **р** как в слове *жребий*

[h] выдох, напоминающий слабо произнесенный звук **х**.

[j] напоминает русский звук **й** перед гласными звуками: Нью-Йорк, если [йэсли]. Встречается в сочетании с гласными.

[jH] долгое ю в слове *южный*

[je] е в слове *ель*

[jP] ё в слове *ёлка*

[jA] я в слове *яма*

**- согласные звуки, которые не имеют даже приблизительных соответствий в русском языке:**

[w] звук **в**, произнесенный одними губами. В переводе обозначается буквами **в** или **у**: Williams – Уильямс, Вильямс.

[ŋ] Приоткройте рот и произнесите **н**, не закрывая рта.

[T] Выдвиньте немного распластанный кончик языка между зубами и произнесите русское **с**.

[D] При таком же положении языка произнесите **з**.

### **Общие правила чтения согласных**

1. Согласные не смягчаются: [bi:], [mi:t], [sit].
2. Конечные звонкие согласные не оглушаются: *bed* [bed].
3. Согласные в английском языке произносятся энергичнее, нежели в русском языке.
4. Удвоенные согласные произносятся как один звук: *better*, *summer*, *butter*, *summit*.

| Буква | Звук | Пример       | Примечание                     |
|-------|------|--------------|--------------------------------|
| B b   | [b]  | bad [bʌd]    |                                |
| C c   | [s]  | city ['sɪtɪ] | перед i, y, e                  |
|       | [k]  | cake [keɪk]  |                                |
| D d   | [d]  | door [dɔ:]   |                                |
| F f   | [f]  | form [fɔ:m]  |                                |
| G g   | [dʒ] | gym [dʒɪm]   | перед i, y, e<br>но: give, get |
|       | [g]  | game [geɪm]  |                                |

|     |      |                  |   |
|-----|------|------------------|---|
| H h | [h]  | home [həʊm]      |   |
| J j | [dʒ] | just [dʒʌst]     |   |
| K k | [k]  | keep [ki:p]      |   |
| L l | [l]  | lake [leɪk]      |   |
| M m | [m]  | middle [mɪdl]    |   |
| N n | [n]  | need [ni:d]      |   |
| P p | [p]  | place [pleɪs]    |   |
| Q q | [kw] | quest [kwest]    | qu [kw] в начале слова; в конце слова и перед гласными qu [k] |
|     | [k]  | unique [ju:'nɪk] |   |
| R r | [r]  | break [breɪk]    |   |
| S s | [s]  | safe [seɪf]      |   |
|     | [z]  | please [pli:z]   | между гласными, после гласных и звонких согласных             |
| T t | [t]  | table [teɪbl]    |   |
| V v | [v]  | visit ['vɪzɪt]   |   |
| w   | [w]  | wave [weɪv]      |   |
| X x | [gz] | exist [ɪgzɪst]   | между гласными  |
|     | [ks] | box [bɒks]       |   |
| z   | [z]  | buzz [bʌz]       |   |

**Задание 1. Прочитайте слова, обращая внимание на чтение согласных.**

Can, find, life, take, stay, fill, if, met, type, wife, time, same, well, his, but, net, take, egg, tune, nine, me, tell, man, has, note, close, vote, gun, table, kill, us, he, size, place, get, cold, since, wise, joke, age, map, bus, struggle, lend, lent, jump, jungle, hot, cock, cup, box, fox, quick, exam, cycle, cent, fix.

## Четыре типа чтения английских гласных в ударных слогах

| буква      | I<br>открытый                       | II<br>закрытый         | III<br>гласная+r     | IV<br>гласная+r+<br>гласная |
|------------|-------------------------------------|------------------------|----------------------|-----------------------------|
| <b>a</b>   | [eɪ]<br>day, place                  | [ɔː]<br>exam,<br>black | [ɑː]<br>far, park    | [fəɪ]<br>care, Mary         |
| <b>o</b>   | [oʊ]<br>go, home                    | [ɒ]<br>not, off        | [ɔː]<br>port, form   | [mɔː]<br>more               |
| <b>e</b>   | [iː]<br>he, mete                    | [eɪ]<br>pen, dress     | [tɜːm]<br>term, her  | [hɪə]<br>here, hero         |
| <b>i/y</b> | [aɪ]<br>fine, type                  | [aɪ]<br>sit, myth      | [gɜːl]<br>girl, bird | [aɪə]<br>fire, tyre         |
| <b>u</b>   | [juː], [h]<br>cue, rule,<br>student | [bʌt]<br>but, must     | [fɜː]<br>fur, purse  | [dʒʊə]<br>during, sure      |

**Задание 2. Прочитайте следующие слова по горизонтали, а затем по вертикали, обрабатывая правила чтения гласных в различных типах слога.**

### **Aa**

|       |      |      |      |       |         |         |
|-------|------|------|------|-------|---------|---------|
| [eɪ]  | name | late | lake | game  | plane   | fate    |
| [ɔː]  | tram | can  | map  | stand | plan    | factory |
| [ɑː]  | car  | hard | dark | start | farm    | party   |
| [fəɪ] | hare | rare | care | share | prepare | compare |

### **Ee**

|        |      |      |        |        |        |          |
|--------|------|------|--------|--------|--------|----------|
| [iː]   | he   | she  | we     | be     | week   | repeat   |
| [eɪ]   | get  | egg  | let    | ten    | tent   | fell     |
| [tɜːm] | her  | term | verb   | serve  | prefer | person   |
| [hɪə]  | here | mere | serial | sphere | period | material |



**Ii/Yy**

|       |        |       |      |      |       |        |
|-------|--------|-------|------|------|-------|--------|
| [ai]  | time   | type  | my   | mine | fly   | fine   |
| [i]   | system | ill   | milk | wish | it    | syntax |
| [E:]  | bird   | dirty | girl | Byrn | sir   | myrtle |
| [ai ] | fire   | lyre  | hire | wire | tired | satire |

**Uu**

|       |      |      |       |         |         |           |
|-------|------|------|-------|---------|---------|-----------|
| [ju:] | tune | use  | union | human   | student | pupil     |
| [A]   | cup  | fun  | under | uncle   | butter  | supper    |
| [E:]  | burn | turn | burst | return  | Turkey  | furniture |
| [juə] | pure | cure | lure  | curious | during  | secure    |

**Oo**

|      |      |      |       |       |        |         |
|------|------|------|-------|-------|--------|---------|
| [əV] | home | hope | note  | nose  | rose   | smoke   |
| [P]  | not  | god  | clock | dog   | fond   | shop    |
| [L]  | or   | nor  | sport | lord  | short  | North   |
| [L]  | ore  | more | shore | store | before | explore |

**II. ГРАММАТИКА****Глагол *to be* – быть, находиться во временах Simple**

|                | Утвердительная форма   | Отрицательная форма   | Вопросительная форма  |
|----------------|--|---|---|
| Present Simple | <b>I am ... .</b><br>He/she/it <b>is ...</b><br>We/you/they <b>are ...</b> | <b>I am not ... .</b><br>He/she/it <b>is not ...</b><br>...<br>We/you/they <b>are not ... .</b> | <b>Am I ...?</b><br><b>Is</b> he/she/ it ...?<br><b>Are</b> we/you/they ? |
| Past Simple    | <b>I /he/she/it was ...</b><br><b>We/you/they were...</b>                  | <b>I (he, she, it) was not ... .</b> We (you, they) <b>were not ... .</b>                       | <b>Was</b> I /he/she/ it...?<br><b>Were</b> we/you/ they...?              |
| Future Simple  | <b>I /we/you/he/she/it/ they will be ... .</b>                             | <b>I/ you/he/she/it/ we/ they will not (won't) be...</b>  | <b>Will</b> I /we/you/ he/ she/ it/ they <b>be ... ?</b>                  |

**Задание 3. Вставьте вместо точек нужную форму глагола: am, is, are.**

1. We ... first-year students.
2. I ... a first-year student too. But my friend ... a second-year student already.
3. We ... at the Institute now. Our group ... not very large. There ... only 12 students in it.
4. All the students ... at the lecture now. They ... at their desks. The lecturer ... at the blackboard.
5. My sister ... a doctor. Her husband ... an engineer.
6. The weather...very nice today.
7. These cases ... very heavy.
8. My brother and I ... good tennis players.

**Задание 4. Составьте утвердительные или отрицательные предложения. Используйте am, am not, is, isn't, are, aren't.**

1. (Paris/the capital of France) Paris is the capital of France.
2. (I/interested in football) I ...
3. (I/hungry) I ...
4. (It/warm today) It ... today.
5. (Rome/in Spain) Rome ...
6. (Canada/a very big country) Canada ...
7. (Motor-racing/a dangerous sport) Motor-racing ...

**Задание 5. Составьте вопросы со следующими словами. Используйте am, is, are.**

1. ... your mother at home?
2. ... this hotel expensive?
3. ... you interested in art?
4. ... the shops open today?
5. ... John angry with me?
6. ... your sister married or single?

**Задание 6. Переделайте данные предложения в вопросительные.**

**Например:** I am fond of music. – Are you fond of music?

1. I am interested in physics. 2. A lot of people are in the park now. 3. My friend's family is very large. 4. My sister is seventeen. 5. Her mother is an architect. 6. My brother is fond of reading books. 7. The future is bright for this musician. 8. My children are well now. 9. Spring is the best season of the year. 10. Winter was so cold last year. 11. Students are often afraid of exams. 12. He was seriously ill last week. 13. The cinema is just round the corner. 14. It was difficult to get tickets. 15. I am proud to be a Russian citizen. 16. Television is the most powerful means for advertisers. 17. These people are marketing directors.

**Задание 7. Вставьте в рассказ правильную форму глагола *to be*. Прочитайте и переведите предложения.**

### **My favourite person**

My favourite person *is* a woman called Voiletta. She ... a beautiful woman. Violetta ... a teenager like me – she's 39. She and her husband ... both very kind, and Violetta ... very easy-going too. That ... one of the reasons I never fall out with her, but there... other reasons too. Violetta ... funny and clever. When we ... together, we always have a great time. But the question is who ... this special person? Well, Violetta and her husband ... the people I live with; Violetta ... my mother!

**Задание 8. Вставьте *was, were*. Прочитайте и переведите предложения.**

1. We ... at the exhibition of modern art two days ago.
2. The students of our group ... in the lab when the bell rang.
3. My friend ... not in Moscow, he ... in St. Petersburg last year.
4. ... you ready for the lesson yesterday?
5. I ... at a football match last Saturday.
6. Nick and Pete ... friends at school.
7. I ... very busy on Wednesday.
8. Everybody ... at home at that time last night.

**Задание 9. Составьте из разрозненных слов вопросы, используя глагол *to be* в Past Simple, и дайте краткий ответ.**

- |  |                     |
|--|---------------------|
| 1. you / on the flight / to London<br>... <i>Were you on the flight to London?</i> ..... | Yes, <i>I was</i> . |
| 2. they / tired / at the end of the trip.....  | No, .....           |
| 3. your friend / impressed / by the sights.....  | Yes, .....          |
| 4. it / a beautiful day.....   | No, .....           |
| 5. the tourist / annoyed / about the delay.....  | Yes, .....          |
| 6. you / pleased / with the accommodation  | No, .....           |
| 7. the hotel room / well equipped.....   | Yes, .....          |

**Задание 10. Переставьте слова местами, чтобы получилось предложение в Future Simple. Переведите предложения.**

1. chef – as – be – a – will – interesting – Working (Working as a chef will be interesting)
2. be – He – busy – summer – all – will
3. It – a – position – will – permanent – be
4. at – We – work – won't – tomorrow – be
5. will – The – doctor – time – you – to see – later – have

**Задание 11. Расскажите о себе, используя глагол *to be* в разных формах.**

**Задание 12. Ответьте на вопросы, употребляя глагол *to be* в нужной форме.**

1. Who are you?
2. What are you now?
3. How old are you?
4. What is your mother's name?
5. How old are your parents?
6. Is your sister a schoolgirl?
7. Are your parents doctors?
8. Is your family large?
9. Is your house in Moscow?
10. Is your friend a student?

11. Is it difficult to study at the Institute?
12. What subjects are you interested in?
13. Are you fond of computer games?
14. What is your favourite occupation on weekends?
15. When will you be at home after classes today?
16. What will you be in future?

### Глагол *to have (to have got)* – *иметь* во временах Simple

|                | Утвердительная форма  | Отрицательная форма  | Вопросительная форма  |
|----------------|---|--|---|
| Present Simple | <b>I have got... .</b><br>He/she/it <b>has got...</b><br>We/you/they <b>have got...</b> | <b>I haven't got... .</b><br>He/she/it <b>hasn't got...</b><br>We/you/they <b>haven't got... .</b> | <b>Have you got ...?</b><br><b>Has</b> he/she/ it <b>got ...?</b><br><b>Have</b> we/you/they <b>got...?</b> |
| Past Simple    | I / he / she / it / we/you/they <b>had...</b>   | I /he/ she/ it/. we/ you/ they <b>didn't have.. .</b>  | <b>Did</b> /he/she/ it/ we/you/ they <b>have...?</b>  |
| Future Simple  | I /we/you/he/she/it/ they <b>will have ...</b>  | I/ you/he/she/it/we/ they <b>will not (won't) have...</b>  | <b>Will</b> I /we/you/ he/ she/ it/ they <b>have ... ?</b>  |

**Have got** (разг.) = have не требует вспомогательного глагола в вопросительных и отрицательных предложениях:

**Have you got** much free time? – **I haven't got** much free time.

**Have you got** a sister? – Yes, **I have got** a sister.

В прошедшем времени "**got**" обычно не употребляется.

Вопросительная и отрицательная форма может образовываться с помощью вспомогательного глагола **to do**. Ответ зависит от формы сказуемого в вопросительном предложении:

**Do** you usually **have** three lectures a day? – No, **I don't have** three lectures a day.

**Задание 13. Прочитайте предложения, употребляя нужную форму глагола *to have*. Переведите предложения.**

1. Now we ... machines that are intelligent in specific ways.
2. Soon the planet ... almost two billion of teenagers.
3. During the break I ... lunch at our college canteen.
4. Moscow ... a lot of cinemas, theatres, museums and many places of interest.
5. The students ... their holidays in July and August.
6. Usually he ... not ... a big breakfast.
7. I wanted to phone you but I ... not ... your number.
8. Mary ... a tiring day yesterday.
9. Jack ... little difficulty in finding a flat. He found it quite easily.
10. Our friends ... no help decorating the flat. They did it completely by themselves.

**Задание 14. Вставьте слова из таблицы в данный текст:**

|       |      |     |         |      |           |          |
|-------|------|-----|---------|------|-----------|----------|
| We've | I've | has | haven't | have | have (x3) | got (x2) |
|-------|------|-----|---------|------|-----------|----------|

There are three of us kids in my family and we aren't the same at all. My sisters *have* got curly hair, but I ..... .  
..... got totally straight hair. And I've ..... green eyes, but my sisters ..... both got blue eyes.  
One of my sisters .....got very long skinny legs, but my other sister and I ..... got short plump legs. ....all got one thing the same, though. We've ..... wonderful personalities and we ..... all got very beautiful faces!

**Задание 15. Сопоставьте предложения 1-6 с ответами а-f.**

- |   |                                      |
|---|--------------------------------------|
| 1. Have you got a brother called Jack?      | a. Yes, we have. Thanks!             |
| 2. Has your sister got curly hair?          | b. Yes, I have.                      |
| 3. Look! I've got your leather jacket on!   | c. Yes, he has. He has got a dragon. |
| 4. Has your friend got a tattoo on his arm? | d. It looks nice on you!             |

5. Have you and Matt got time to come to my house? e. Put it on...let me see how it looks.  
 6. I've got a new jacket. f. No, she hasn't.

### Вводная конструкция *There + to be*

|         | Утвердительная форма                           | Отрицательная форма                          | Вопросительная форма      |
|---------|--|--|---------------------------|
| present | <b>There is/are...</b> – есть, имеется/имеются | <b>There isn't/aren't...</b>                 | <b>Is/are there ...?</b>  |
| past    | <b>There was/ were ...</b> – был/были          | <b>There wasn't/ weren't...</b>              | <b>Was/ were there..?</b> |
| future  | <b>There will be...</b> – будут, будет         | <b>There will not be (there won't be)...</b> | <b>Will there be ...?</b> |

Примечания:

1. Предложения с конструкцией **there + to be** указывают на наличие (отсутствие) какого-нибудь лица или предмета в определенном месте.
2. Перевод предложений с конструкцией **there + to be** следует начинать с обстоятельства места.
3. Если в предложении есть несколько подлежащих, то глагол **to be** согласуется с подлежащим, которое следует непосредственно за ним.

*Например:* **There is** a big tree and many flowers in the garden.

**Задание 16. Вставьте нужные словосочетания из рамки:**

there is, there isn't, is there, there are, there aren't, are there

1. This is a very modern town. **There aren't** old buildings there.
2. Look! ... a photograph of George in the newspaper!
3. Excuse me, ... a restaurant near here?
4. ... three states of matter.

5. We can't take any photographs. ... a film in the camera.
6. How many students ... in your class?
7. Where can we sit? ... any chairs here.
8. ... a bus from the city centre to the airport?

**Задание 17. Сопоставьте утверждения 1-8 с ответами a-h:**

- |  |  |
|--|--|
| 1. Is there time for us to visit my grandmother?             | a. Why? What's wrong?                      |
| 2. Are there any photos of your mum as a girl in this album? | b. Yes, there's Sheena.                    |
| 3. There are at least ten of my friends at this party.       | c. No, but there are some of Dad as a boy. |
| 4. There's a problem with this, Dad.                         | d. No, you're right, there aren't.         |
| 5. Are there any of your relatives in this photo?            | e. Yes, of course there is.                |
| 6. Isn't there anyone in the family who takes after Mum?     | f. Ok, I'm on my way!                      |
| 7. There's someone on the phone for you.                     | g. Really? Introduce me to them.           |
| 8. There aren't any really tall people in your family.       | h. Yes, that's my uncle.                   |

**Задание 18. Вставьте нужные словосочетания из рамки:**

there was, there wasn't, was there, there were, there weren't, were there

1. I was hungry but **there wasn't** anything to eat.
2. **Were there** any letters for me yesterday?
3. ... a football match on TV last night but I didn't see it.
4. "We stayed at a nice hotel." – "Did you? ... a swimming-pool there?"
5. The suitcase was empty. ... any clothes in it.
6. "... many people at the meeting?" – "No, very few."
7. We didn't visit the museum. ... enough time.



8. I'm sorry I'm late. ... a lot of traffic.
9. I found a wallet (бумажник) in the street but ... any money in it.

**Задание 19. Переведите письменно на английский язык следующие предложения, используя оборот *there + to be*, в нужной форме.**

1. В нашем городе много торговых центров.
2. В мире живут шесть миллиардов человек.
3. Напротив нашего дома находится автобусная остановка.
4. Имеются различные виды энергий.
5. В этом доме никого нет.
6. На нашей улице будет находиться спортивный центр.
7. Есть ли близко отсюда концертный зал?
8. На этой улице находилась картинная галерея.
9. В углу комнаты возле двери стоит кресло.
10. Перед домом было несколько автомобилей.
11. На вокзале никого не было, чтобы встретить нас.
12. Вчера был сильный ветер.
13. Сколько ошибок было у тебя в контрольной работе?

## UNIT II

**Содержание:**

### **I. Фонетика**

1. Правила чтения сочетаний согласных букв.

### **II. Грамматика**

1. Имя существительное.
  - Артикль с именами существительными.
  - Множественное число имен существительных.
  - Падеж имен существительных.

## I. ФОНЕТИКА

### Чтение сочетаний согласных букв

|            |   |
|------------|---|
| <b>sh</b>  | [ʃ] – she, ship, rush, shop, cash   |
| <b>ch</b>  | [tʃ] – chess, much, such, chest<br>[ʃ] – machine<br>[k] – technique, technology           |
| <b>tch</b> | [tʃ] – match, catch   |
| <b>ph</b>  | [f] – photo, phone, phrase  |
| <b>th</b>  | [θ] – thin, thick, faith<br>[ð] – this, that, father (в служебных словах, между гласными) |
| <b>wh</b>  | [w] – white, when, while<br>[h] – who, whose, whole (перед буквой o)                      |
| <b>ng</b>  | [ŋ] – sing, song, long  |
| <b>nk</b>  | [ŋk] – tank, thank, think   |
| <b>ck</b>  | [k] – check, black, stick   |
| <b>wr</b>  | [r] – write, wrong, wrap  |
| <b>kn</b>  | [n] – know, knife, knee   |
| <b>ps</b>  | [s] – psychology (в словах греческого происхождения)                                      |

**Задание 1. Прочитайте слова, обращая внимание на чтение сочетаний согласных букв.**

**sh:** she, dish, shelter, shelf, sheep, shave, shine, shell, fresh, fish

**ch, tch:** catch, chest, match, such, chin, chain, child

**ck:** black, luck, thick, duck, check, lock, lucky

**th:** thin, faith, things, think, they, these, that, father

**ph:** phone, photo, phase, phrase, sphere, phonetics, phosphate

**wh:** when, where, what, why, which, who, whole, whose, whom

**ng:** singer, long, thing, song, bring, finger

**nk:** bank, tank, sink, link, drink

**wr:** written, write, wrist, wrote, wrap, writer, wrong

**kn:** know, knew, knight, known, knee, knot, knock

**Задание 2. Сгруппируйте и запишите слова согласно правилам чтения сочетаний согласных букв.**

Three, when, phenol, catch, faith, knick-knack, whose, why, knight, with, those, physician, such, lack, knit, physicist, much, shut, shape, thing, know, knew, shy, knife, shame, long, whose, sphere, phosphorous, physical.

Health is better than wealth. A hungry man is an angry man. He that has ears to hear, let him hear.

## **II. ГРАММАТИКА**

### **Имя Существительное**

**Задание 3. Запомните правила употребления артикля с именами существительными.**

| <b>Неопределенный артикль <i>a, an</i></b>  | <b>Определенный артикль <i>the</i></b>  |
|---|---|
| 1. Показатель единственного числа существительного<br><b>This is a dog/ an apple.</b>   | 1. Употребляется для выделения предмета из класса ему подобных.<br>I have got a house. <b>The house</b> is big.   |
| 2. Употребляется при наличии описательного определения к существительному.<br>The parents bought him <b>a new suit.</b>                                   | 2. Употребляется перед существительными, обозначающими предметы, явления единственные в своем роде: <b>the sun</b> (солнце), <b>the moon</b> (луна), <b>the sky</b> (небо), <b>the earth</b> (земля).   |
| 3. Употребляется в обобщающей функции со значением «всякий, любой представитель данного класса».<br><b>A teacher</b> must be very fond of her profession. | 3. Употребляется перед именами собственными в связи с исторической традицией:<br>а) Название некоторых стран и городов, улиц, площадей:<br><b>the Crimea, the Ukraine.</b><br>б) Название государств, в состав которых входит существительное |

|   |  |
|---|--|
|   | <p>нарицательное: <b>the United States, the USA, the United Kingdom.</b></p> <p>в) Название рек, морей, озер: <b>the Atlantic (ocean), the Baltic Sea.</b></p> <p>г) Архипелагов, групп островов: <b>the British Isles.</b></p> <p>д) Горных цепей, пустынь: <b>the Urals, the Sahara.</b></p> <p>е) Названия пароходов, отелей, журналов, газет: <b>The Life, The Times.</b></p> <p>ж) Названия памятников, музеев, галерей, библиотек, театров; <b>the British Museum, the Tretyakov Gallery.</b></p> <p>з) Фамилии, обозначающие всю семью: <b>the Pavlovs.</b></p> |
| <p><b>4.</b> Употребляется в словосочетаниях:</p> <p><b>a good deal of</b></p> <p><b>a great deal of</b> – много</p> <p><b>a great many</b></p> <p><b>on a large scale</b> – в большом масштабе</p> <p><b>as a matter of fact</b> – собственно говоря</p> <p><b>to have a look</b> – взглянуть</p> <p><b>to have a mind</b> – намереваться</p> <p><b>to go for a walk</b> – отправляться на прогулку</p> <p><b>to be in a hurry</b> – спешить</p> | <p><b>4.</b> Употребляется в традиционных сочетаниях:</p> <p><b>to tell the time</b> – сказать, который час</p> <p><b>to play the piano</b> – играть на пианино</p> <p><b>to go to the theatre (the cinema)</b> – идти в театр (кино)</p> <p><b>in the morning (the afternoon)</b> – утром, (днем)</p>   |

**Артикль не употребляется, если:**

- существительное во множественном числе относит предметы к какому-либо классу или категории:

These are very good **apples**.

- перед неисчисляемыми существительными, выражающими отвлеченные понятия в общем виде:

We don't like to drink **coffee** in the morning.

- в оборотах:

by land – по суше

by sea – морем

by air – по воздуху

by train – поездом

at night – ночью

in fact – действительно

by heart – наизусть

by chance – случайно

in conclusion – в заключение

to take part – участвовать

to take place – происходить

to keep house – вести хозяйство

to make use of – использовать

to play chess (football) – играть в шахматы (футбол)

on television – по телевидению.

**Задание 4. Прочитайте и переведите предложения. Объясните использование определенных и неопределенных артиклей или их отсутствие перед существительным.**

1. Last week I met my friend. He was with a young girl. The girl was a student of our Institute. 2. Yesterday I saw a new film, but the film wasn't very interesting. 3. London is situated on the Thames. 4. There are many flowers in our garden. The flowers are beautiful. 5. The Black Sea is in the South of Russia. 6. The Normans also brought with them the French language. 7. Gagarin was the first cosmonaut of the world. 8. In summer the sky is blue and the sun shines brightly. 9. The Volga is the longest river in Europe. 10. I turned off the light, opened the door and went out. 11. Rome is the capital of Italy.

**Задание 5. Выберите правильный артикль и переведите предложения.**

1. A/An education that you enjoy is **a/an** important start in life.
2. A/An apple a day keeps **a/an** person healthy.
3. A/An honest person is **a/an** useful friend to have.
4. A/An lion is **a/an** wild animal.
5. A/An white tiger is **a/an** unusual one.
6. A/An interesting book is **a/an** object worth finding.

**Задание 6. Вставьте определенный артикль *the*, где необходимо. Переведите предложения.**

1. ...canal in ...park is very pretty.
2. ...Browns are going to ...mountains this weekend.
3. They went to ...countryside in ...August.
4. ...cottage we saw by ...lake was beautiful.
5. Is ...Prague in ... Czech Republic?
6. We're going to ...cinema with ...Smiths tonight.
7. There are ... many trees on ... island.

**Задание 7. Вставьте артикль, где необходимо; прочитайте и переведите текст устно.**

Three men came to ... New York for ... holiday. They came to ... very large hotel and took ... room there. Their room was on ... forty- fifth floor. In ... evening ... friends went to ... theatre and came back to ... hotel very late.

"I am very sorry," said ... clerk of ... hotel, "but... lifts do not work tonight. If you don't want to walk up to ... room, we'll make... beds for you in ... hall." "No, no", said one of ... friends, "no, thank you. We don't want to sleep in ... hall. We'll walk up to our room". Then he turned to his friends and said: "It is not easy to walk up to ... forty-fifth floor, but we'll make it easier. On ... way to ... room I shall tell you some jokes; then you, Andy, will sing us some songs; then you, Peter, will tell us some interesting stories.

At last they came to ... thirty-sixth floor. They were tired and decided to have ... rest... "Well," said Tom, "now it is your turn, Pe-

ter", "...story which I am going to tell you", said Peter, "is sad enough. We left ... key to our room in ... hall."

### **Множественное число имен существительных**

**Задание 8. Образуйте множественное число существительных с помощью суффиксов. Запомните их произношение:**

**-s [s] – после глухих согласных:** plates, months, adults, hats

**-s [z] – после звонких согласных и после гласных:** rooms, legs, factories, motors, volumes

**-es [ɪz] – после согласных, дающих шипящие и свистящие звуки -s, -ss, -sh, -ch, -tch, -x, -ge:**

class, college, inch, piece, fox, dog, car, tree, day, shop, chemist, bottle, eye, animal, thing, kitten, book, desk, pupil, student, nut, brush, box, church, potato, hero, cargo, mosquito, bag, ball, apple, brother, bus, building, chair, cinema, comrade, corner, dress, door, floor, flat, friend, horse, farmer, thing, wall, word, work, year, winter, watch, tram, town, square, worker, skating-rink, song, school, circle, season, light, night, morning, cat, bag.

**Задание 9. Запомните правила образования множественного числа существительных, имеющих в конце буквы:**

- **"f" или "fe"** – буква **"f"** заменяется на **"v"** и добавляется **"-es"**, например: life – lives

- конечная буква **"y"** заменяется на **"i"** и добавляется **"-es"**, например: baby – babies

**Напишите следующие существительные во множественном числе:**

leaf, half, wolf, wife, knife, thief; army, lady, fly, city, body, comedy, library, shelf, calf, century.

**Задание 10. Запомните особые случаи образования множественного числа имен существительных:**

|                  |               |
|------------------|---------------|
| 1) man – men     | tooth – teeth |
| woman – women    | goose – geese |
| child – children | mouse – mice  |
| foot – feet      | sheep – sheep |

ox – oxen

deer – deer

2) Слова **"fish"**- рыба и **"fruit"** – фрукт(ы) имеют одну форму для единственного и множественного числа, если множественное число имеет значение собирательности.

3) Слова из греческого и латинского языков сохранили форму множественного числа этих языков:

Curriculum – curricula, medium – media, criterion – criteria, phenomenon – phenomena, stimulus – stimuli, antenna – antennae, crisis – crises, thesis – theses, basis – bases.

4) Не имеют формы множественного числа существительные:

- **обозначающие вещества и материалы:**

silver – серебро, snow – снег, water – вода, air – воздух, sugar – сахар, salt – соль.

- **абстрактные понятия:**

friendship – дружба, courage – храбрость, fear – страх.

- **неисчисляемые существительные; глагол после них стоит в единственном числе:**

advice – совет

information – сведения

news – новость (значение множественного числа)

weather – погода

work – работа, труд

progress – успех, прогресс

permission – разрешение

money – деньги

furniture – мебель

5) Некоторые существительные имеют только форму множественного числа:

spectacles – очки

opera-glasses – бинокль

trousers – брюки

clothes – одежда

scissors – ножницы

earnings – заработок



**Задание 11. Напишите существительные во множественном числе, сгруппировав их согласно правилам образования множественного числа, прочитайте их:**

a boy, a girl, an adult, a man, a woman, a child, a box, a glass, a day, a month, a week, a foot, a tooth, a plate, a head, a son, an arm, a thing, a potato, a lady, a day, a tree, a door, a window, a bus, a face, a cabbage, a house, a shelf, a scarf, a wife, a drop, a hero, an egg, a vitamin, a family, an animal, a carrot, a flower, a mix, an arm, a street, a town, a city, a balcony, a building, a worker, a doctor, a flat, a hospital, a story, a floor, a park, a garden, a cinema, a hall, a sound, a circle, a convenience, a product, an idea, an industry, a capital, a state, a department, a coast, a friend.

**Падеж имен существительных**

Имя существительное имеет в английском языке два падежа: общий и притяжательный. *В общем падеже* существительное не имеет окончания в единственном числе и выполняет функцию любого члена предложения кроме простого сказуемого. *Притяжательный падеж* существительного образуется при помощи 's (апострофа's), добавляемого к существительному. Форма притяжательного падежа существительных, имеющих во множественном числе суффикс **-(e)s**, обозначается на письме одним апострофом, а существительные, множественное число которых образовано изменением основы слова, имеют на конце 's. Существительное в притяжательном падеже выполняет функцию определения другого существительного и стоит перед ним.

**Например:** David's elder daughter – старшая дочь Давида;  
these engineers' theory – теория этих инженеров;  
men's clothes – мужская одежда.

**Задание 12. Напишите вместо следующих сочетаний с предлогом "of" сочетания с существительными в притяжательном падеже:**

**Например:** the books of the children – the children's books.

The light of the moon, the policy of Canada, the friends of the girl, the tools of the boy, the brother of George, the hat of the man, the lesson of the teacher, the house of the boys, the laptop of Mary, the work of the men, the servants of the ladies, the friend of my brothers.

**Задание 13. Сделайте словосочетания короче, используя притяжательный падеж:**

1. the dog belonging to Harry
2. the book possessed by William
3. the words used by the man
4. the scarves used by the women
5. the dress belonging to the lady
6. the house belonging to the ladies
7. the friends of the girls
8. the names of the children
9. the ball of the child
10. the song of Mary

**Задание 14. Вставьте вместо пропусков подходящие по смыслу слова.**

1. Are you going to your grandparents' ... tomorrow?
2. Did you see St.Paul's ... when you were in London?
3. The ambulance is taking them to St.Thomas's... .
4. There's a good greengrocer's ... at the corner with Lewis Street.
5. We had a great dinner at Louie Linguini's ... last night.
6. There are lots of patients waiting at Doctor Kerry's ... today.

## UNIT III

### Содержание:

#### I. Фонетика

1. Правила чтения сочетаний гласных букв "а", "е".

#### II. Грамматика

1. Местоимения: личные, притяжательные, указательные, возвратно-усилительные.

2. Предлоги.

### I. ФОНЕТИКА

#### Буква А [ei]

**Правила чтения буквы "а" и её сочетаний с другими буквами:**

- |   |   |
|---|---|
| <b>1. Открытый ударный слог, ai, ay</b> | – [eɪ] – date, late, cake, name, main, retain, may, day, stay |
| <b>2. Закрытый ударный слог</b>         | – [ʌ] – bad, lamp, lad, pat, dad, man                         |
| <b>3. ar + согласная (ударный слог)</b> | – [ɑ:] – arm, charm, part, lard, card, start                  |
| <b>4. ar + гласная, air</b>             | – [fɛə] – stare, pare, fare, care, pair, chair                |
| <b>5. Безударный слог</b>               | – [ə] – a map, a woman, a magazine                            |
| <b>6. al + согласная, au, aw</b>        | – [ɔ:] – all, call, August, autumn, raw                       |
| <b>7. а после w</b>                     | – [ɒ] – was, want, walk                                       |
| <b>8. а + n, s, f + согласная</b>       | – [ɑ:] – fast, plant, ask, task, staff                        |
| <b>9. а + th, ft, nt, nc</b>            | – [ɑ:] – bath, shaft, plant, chance                           |

**Задание 1. Прочитайте следующие слова, помня правила чтения буквы "а". Сгруппируйте и запишите слова согласно правилам чтения буквы "а".**

Man, pause, name, art, hand, again, draft, plant, fair, alarm, last, wait, date, paint, park, able, wave, rare, same, all, after, began, safe, late, attract, pain, play, skates, prepare, maintain, against, to obtain data, brain, say, paid, pare, behave, mistake, debate, stare, bare, vary, various, shave, magnet, happen, matter, expand, gas, cash, sharp, March, August, skater, plays, change, range, gave, dance, nature, hardly, place, can, plate, arctic, acid, space, square, equation, hammer, academy, hand, paper, part, take.

### **Буква E [i:]**

**Правила чтения буквы "е" и ее сочетаний с другими буквами:**

- 1. Открытый ударный слог, ea, ee** - [i:] – be, these, meet, week, speak, each, weak, teach, please, eat  
но:  
[e] – bread, heavy, health, head, death, weather  
[eɪ] – break, steak, great
- 2. Закрытый ударный слог** - [e] – well, get, test, less, spend, check, then, went, when, tense, 'density
- 3. e + r (+ согласная)** - [ɜ:] – her, term, serve, German, verb
- 4. e + r + гласная, ear, eer** - [iə:] – here, mere, sphere, ear, tear, near
- 5. ei, ey** - [eɪ] – vein, they
- 6. ear (перед согласной)** - [ɜ:] – heard, learn  
но: where [wɜə], there [ðɜə]

**Задание 2. Прочитайте следующие слова, помня правила чтения буквы "e". Сгруппируйте и запишите слова согласно правилам чтения буквы "e".**

Tea, mete, meet, meat, eve, mere, teacher, these, when, we, beast, he, see, bell, se'vere, zero, eat, her, when, feed, fern, entry, deep, ob'serve, erg, berry, leaf, cellar, beef, term, cheese, elder, please, cherry, stern, pre'vent, extra, expense, effort, settle, suspend, 'century, clean, egg, re'serve, met, they, them, 'frequent, depth, re'flect, con'vert, cell, in'ternal, else, 'empty, engi'neer, even, 'entrance, ex'cept, ex'press, ex'pect, feel, 'gentleman, Germany, England, get, service, e'lectron, suc'cess, ex'ceed, pro'tect, 'better, de'pend, 'equal, best, easy, mean, 'February, pro'fession, es'sential, dean, September, insert.

## II. ГРАММАТИКА

### Местоимения

| лицо                       | личные | притяжательные | личные местоимения в объектном падеже | независимая форма притяжательного местоимения | возвратно-усилительные местоимения |
|----------------------------|--------|----------------|---------------------------------------|---|------------------------------------|
| <b>Единственное число</b>  |        |                |                                       |   |                                    |
| <b>1</b>                   | I      | my             | me                                    | mine  | myself                             |
| <b>2</b>                   | you    | your           | you                                   | yours   | yourself                           |
| <b>3</b>                   | he     | his            | him                                   | his   | himself                            |
|                            | she    | her            | her                                   | hers  | herself                            |
|                            | it     | its            | it                                    | its   | itself                             |
| <b>Множественное число</b> |        |                |                                       |   |                                    |
| <b>1</b>                   | we     | our            | us                                    | ours  | ourselves                          |
| <b>2</b>                   | you    | your           | you                                   | yours   | yourselves                         |
| <b>3</b>                   | they   | their          | them                                  | theirs  | themselves                         |

| Значение в предложении |                              |                       |                                       |   |  |
|------------------------|------------------------------|-----------------------|---------------------------------------|---|--|
|                        | Подлежащее<br>(кто?<br>что?) | Определение<br>(чей?) | Дополнение<br>(кому? кого?<br>и т.д.) | Употребляется вместо упомянутого существительного. Выполняет ту же функцию. | Переводится: 1) возвратный глагол (ушибся); 2) русским местоимением «себя» 3) усилительная частица «сам» |

**Задание 3. Закончите предложения, используйте слова из рамки:**

|   |
|---|
| I, me, we, us, you, he, him, she, her, it, they, them |
|---|

a)

1. I want to see him but ... doesn't want to see ... .
2. They want to see me but ... don't want to see ... .
3. We want to see them but ... don't want to see ... .
4. She wants to see him but ... doesn't want to see ... .
5. They want to see her but ... doesn't want to see ... .
6. I want to see them but ... don't want to see ... .
7. He wants to see us but ... don't want to see ... .
8. You want to see her but ... doesn't want to see ... .

b)

1. Who is that woman? Why are you looking at her?
2. Do you know that man? Yes, I work with ....
3. I'm talking to you. Please listen to ... .
4. These photographs are nice. Do you want to look at ...?
5. I like that camera. I'm going to buy ....
6. Where are the tickets? I can't find ....
7. We're going out. You can go with ... .
8. I don't like dogs. I'm afraid of ... .
9. Where is she? I want to talk to ... .

**Задание 4. Вставьте нужные слова из рамки. Прочитайте и переведите предложения:**

my, our, your, his, her, their, its

1. I like my job.
2. Does your father like ... job?
3. Sally is married, ... husband works in a bank.
4. I know Mr Watson but I don't know ... wife.
5. Put on ... coat when you go out. It's very cold.
6. My sister plays tennis too but ... favourite sport is athletics.
7. We're staying at a very nice hotel. ... room is very comfortable.
8. Mr and Mrs Baker live in London but ... son lives in Australia.
9. Thank you for ... letter. It was good to hear from you again.

**Задание 5. Вставьте в текст притяжательные местоимения.**

We visited some friends of *ours* in Scotland last September. ... house in the Highlands was very small, but warm and comfortable. Andrew is a teacher in the village primary school. Most of ... students are children of farmers – called crofters in this region. ... wife Fyfa doesn't go to work. ... main job is looking after ... children. There are three of them, all under five, and ... chief occupation is running around ... grandad's croft. ... grandma is a very good cook. ... She has won lots of cooking competitions so far.

**Указательные местоимения**

*Единственное число*    *Множественное число*

**this** – этот (-а, -о)

**these** – эти

**that** – тот (-а, -о)

**those** – те

**Задание 6. Прочитайте предложения и переведите на русский язык, обращая внимание на указательные местоимения.**

1. **This hotel** is expensive but it's very nice.

2. Who's **that girl**? I don't know.
3. Do you like **these shoes**? I bought them last week.
4. Don't eat **those apples**. They're bad.
5. We know all **these words** very well.
6. "Excuse me, is **this** your bag?" – "Oh, yes. Thank you very much."
7. "Who's **that?**" (=who's that girl/woman?) – "I don't know. I've never seen her before."
8. Which shoes do you like most? **These or those?**

**Задание 7. Закончите предложения *this or that*.**

1. *That* is my new house over there!
2. What?! No, I'm afraid I don't believe... !
3. Good morning. ... is Peter Williams speaking.
4. Can I introduce you? Mike, ... is Steve Hope from IBM.
5. Which is your bike? This one or ... one?
6. Who is ... tall woman over there by the window?

**Задание 8. Закончите предложения правильной формой притяжательного местоимения.**

1. Is this your laptop? – Is this laptop *yours*?
2. This is Maria's handwriting. – The handwriting is ... .
3. That's my schoolbag! – That schoolbag is ... .
4. This was his watch. – This watch was ... .
5. This is our classroom! – This classroom is ... !
6. Was it their idea? – Was the idea ... ?

**Задание 9. Сопоставьте две части предложения.**

- |                |                                       |
|----------------|---------------------------------------|
| 1. Paul saw    | a) hurt themselves when they crashed. |
| 2. The girls   | b) myself shaving this morning.       |
| 3. I cut       | c) ourselves in Turkey.               |
| 4. You mustn't | d) himself in the mirror.             |
| 5. We enjoy    | e) cut itself on some broken glass.   |
| 6. The dog     | f) fool yourself that she loves you.  |



**Задание 10. Вставьте в предложения указательные местоимения *this, that, these, those*.**

1. *This* is the book I was looking for; it was right here all the time!
2. Look at ... boy over there; he can juggle very well!
- 3.... girls are very badly behaved. Go and tell them to be quiet.
4. I'm sorry, but I really don't like ... soup. It's too salty.
5. ... motorbikes in the shop over there are very cool.
6. Look! ... is a picture of me when I was a baby!

**Задание 11. Вставьте в текст личные или притяжательные местоимения в нужной форме.**

Paul got up late yesterday morning because *he* had forgotten to set ... alarm clock to school time. Paul's parents were eating ... breakfast in the kitchen, and his mother shouted at ... for being late. There was no time for ... to eat breakfast, so he and ... sister got on ... bikes and got ready to cycle to school. "Don't be late for ... dinner tonight!" shouted ... mother as ... cycled down the drive. "I can't stand Mother shouting at ...!" said Paul to ... sister as ... rode to school.

### Предлоги

| места                                   | Направления движения                     |
|---|--|
| <b>on – на:</b> on the table            | <b>to – к:</b> to the park               |
| <b>in – в:</b> in the room              | to the university                        |
| <b>at – у:</b> at the window            | <b>into – в:</b> into the room           |
| <b>near – около:</b> near my house      | into the bag                             |
| <b>behind – за:</b> behind the tree     | <b>from – из, с (co):</b> from the       |
| <b>under – под:</b> under the box       | table                                    |
| <b>in front of – перед:</b> in front of | from the library                         |
| the shop                                | <b>out of – из:</b> out of the table     |
| <b>between – между:</b> between the     | <b>from ... to – от ... до:</b> from the |
| cars                                    | blackboard to the window                 |
| <b>over, above – над:</b> over the      | <b>through – через, сквозь:</b>          |
| lamp                                    | through the window                       |
| <b>among – среди, между:</b> among      |  |

the trees

**below** – **ниже**: below the text

**next to (beside)** – **рядом**: next to the box, beside the box

**Задание 12. Заполните пропуски предлогами и переведите предложения на русский язык.**

Take this thick book... the table, please. Put it ... your bag. Go ... that table, please. Don't give me your notebook. Please, put it.... the table. Take the pen ... your friend. Come ... the lab, please. Don't write these words, do it ... home. Don't go ... school. Take your sister's notebook ... her bag.

### Предлоги времени

Предлоги времени вводят обстоятельства времени, которые отвечают на вопрос: "когда?".

**at** – указывает на момент совершения действия:

at 8 o'clock a.m. – в 8 часов утра;

**in** – указывает на отрезок времени:

a) с частями суток:

in the morning - утром

in the evening - вечером

**но:** at night - ночью

б) с названиями времен года:

in spring – весной      in autumn – осенью

in summer – летом      in winter – зимой

в) с названиями месяцев:

in January – в январе      in August – в августе

in February – в феврале      in September – в сентябре

in March – в марте      in October – в октябре

in April – в апреле      in November – в ноябре

in May – в мае      in December – в декабре

in June – в июне

е) при указании года:

in 1961

in 2012

д) указывает на промежуток времени, через который начинается действие:

in. two days – через два дня

in a lesson – через урок.

**on** – употребляется при указании:

а) дней недели:

on Sunday в воскресенье

on Monday в понедельник

on Tuesday во вторник

on Wednesday в среду

on Thursday в четверг

on Friday в пятницу

on Saturday в субботу

б) дат:

on the 1<sup>st</sup> of May – первого мая

on the 10<sup>th</sup> of November – десятого ноября

**from ... till** – указывает на момент, с которого начинается и до которого совершается действие:

from 9 a.m. till 7p.m. – с 9 утра до 7 вечера

**during, while** – указывают на период, во время которого совершается действие (когда?):

during the holidays – во время каникул

while he was busy – пока он был занят

**for** – указывает на период времени, в течение которого совершается действие (как долго?):

for two hours – в течение двух часов

for four years – в течение четырех лет

**since** – указывает на момент, с которого совершается действие:

since 1980 – с 1980 года

since last Monday – с прошлого понедельника.

### **Задание 13. Прочитайте, переведите и постарайтесь запомнить употребление предлогов в словосочетаниях.**

1. In the morning, in the evening, in the daytime, in winter, in spring, in early summer, in June, in late September, in early May, in the first (second, third) course (year).
2. On time, on Thursday, on the thirteenth of the next month, on a cold morning, on a hot summer day, on the morning of July 4, on that day, on that year.
3. At night, at midnight, late at night, at that time; at a conference, at a meeting, at a lesson, at home, at a faculty, at a plant.
4. To work from early in the morning till late at night, from Monday till Friday.
5. For a certain date, for a long time, for two days, a ticket for the 30<sup>th</sup> of May, an appointment for 5 o'clock, forever.
6. Since Monday morning, since 2005, since early autumn.

### **Предлоги, передающие падежные окончания**

Поскольку имя существительное в английском языке утратило падежные окончания, то падежные отношения выражаются при помощи предлогов:

**of** – предлог, передающий отношения родительного падежа (кого?, чего?) и обозначает принадлежность или часть целого.

**Например:** the streets of the city – улицы города;  
one of my friends – один из моих друзей.

**to** – предлог, передающий отношения дательного падежа (кому?, чему?).

**Например:** Give this book to your friend. – Дайте эту книгу своему другу.

**with, by** – предлоги, передающие отношения творительного падежа (кем?, чем?).

**Например:** to play with children – играть с детьми;  
to go home by bus – ездить домой автобусом.

**about** – предлог, передающий отношения предложного падежа (о ком?, о чем?).

**Например:** Tell me about your work, please. – Расскажи мне, пожалуйста, о своей работе.

**Задание 14. Прочитайте и переведите следующие предложения, обращая внимание на предлоги.**

1. The mouth of the river Thames is very wide, and large ships go up it from the sea to London.
2. Is it possible to boil water in a paper dish over the fire? You think the paper will catch fire from the flame. Fill your paper dish with water and place it over the fire. The flame must not reach that part of the paper which is above the water.
3. The road below goes from Rome to the south coast. We are very close to our home.
4. To make a mountain out of a molehill.
5. The proof of the pudding is in eating.

**Задание 15. Запомните словосочетания, где нет предлога:**

|                                   |                                    |
|-----------------------------------|------------------------------------|
| to influence smb., affect smb.    | - влиять на кого-либо              |
| to meet smb.                      | - встречаться с кем-либо           |
| to enter a room                   | - входить в комнату                |
| to enter the Institute            | - поступить в институт             |
| to marry smb.                     | - жениться на ком-либо             |
| to play a game, to play the piano | - играть в игру, играть на пианино |
| to watch smb.                     | - наблюдать за кем-л.              |
| to treat smb. well                | - обращаться с к-л. хорошо         |
| to answer a question              | - отвечать на вопрос               |
| to remember smth.                 | - помнить о ч-л.                   |
| to join smb.                      | - присоединиться к к-л.            |
| to consult smb.                   | - советоваться с к-л.              |
| to turn left/right                | - повернуть налево/направо         |

**Задание 16. Прочитайте предложения, вставив вместо точек необходимые предлоги. Переведите устно.**

1. ... a cold November morning the delegates ... our country entered the building ... the University ... London. 2. The British spend a lot ... time ... the dentist. 3. We were nearly thirty yards ... him. 4. China became the third country ... the world to send a man ... space ... its space program. 5. What is the largest city ... Europe? 6. The Pacific Ocean is ... Asia and America. 7. You must answer ... English not ... Russian. 8. The coldest continent ... world is Antarctica (... the South Pole). 9. We didn't speak ... the meal. 10. Necessity is the mother ... invention. 11. Never put ... .. tomorrow what you can do today.

**Задание 17. Переведите письменно на английский язык.**

- а) с утра до вечера; во время моих каникул, в это время, в течение многих лет, в 9.30, с пяти до семи, через 10 минут, в 1945 году, зимой и летом, в мае, утром и вечером, с понедельника до субботы, в понедельник, в декабре, осенью, через год, в течение двух часов, днем, через пять дней, ночью, во время урока, после занятий, 1-го и 2-го мая, перед обедом, после завтрака.
- б) (нет предлога): в этом (прошлом, будущем) году, на этой (прошлой, будущей) неделе, в этом (прошлом, будущем) месяце.

**Задание 18. Выберите правильный предлог. Только один ответ является правильным. Прочитайте и переведите предложения устно.**

1. A few days ago I saw an interesting program ... television.  
a. in                      b. on                      c. at
2. "Alice in Wonderland" was written ... Lewis Carroll in 1865.  
a. by                      b. from                      c. of
3. It is often faster to walk than to go ... bus.  
a. in                      b. by                      c. on
4. The problem has been getting worse ... a long time.  
a. in                      b. since                      c. for
5. Can you wait here ... he gets back?  
a. as soon as              b. until                      c. before

## UNIT IV

### Содержание:

#### I. Фонетика

1. Правила чтения сочетаний гласных букв "о", "u".

#### II. Грамматика

1. Имя прилагательное. Степени сравнения прилагательных и наречий.

2. Имя числительное. Количественные и порядковые числительные.

#### I. ФОНЕТИКА

##### Буква О [əV]

**Правила чтения буквы "о" и ее сочетаний с другими буквами.**

1. **Открытый ударный слог, о+а-, о+е** - [əV] – note, home, phone, role, whole, close, smoke; boat, load, coast.

2. **Закрытый ударный слог** - [P] – hot, got, stop, fox, bottle, cock, lock, block, blond, soft.

3. **о+г+ согласная, о+г+е (в конце слова)** - [L] – for, form, force, sport, north, storm, more, core, shore.

4. **oi, ou** - [O] – boil, coil, moist, join, oil, enjoy, boy, toy, alloy.

5. **oo** - [u:] – soon, moon, pool, tooth, tool, too, balloon, proof, roof.

6. **oo+k** - [V] – book, look, took, hook, brook, cook, shook, rook.

##### **Исключение:**

foot [V], room [V], good [V]

7. **ou** - [aV] – found, outlook, out, round, sound, ground, outer, about, amount, profound, surround.

8. **ow** - [əV] – в конце слова: know, grow, show, flow, narrow, Moscow

- [aV] – в остальных случаях: down, power, tower, shower, flower, growl, grow, brown.

**Исключение:** now [naV], cow [kaV], how [haV], allow [əlaV]

## 9. o+m, n, th,v

- [A] – some, London, month, other, mother, above, dove, love.

**Исключение:** both [bəVT], over [əVvə].

**Задание 1. Прочитайте следующие слова, помня правила чтения буквы "о". Сгруппируйте и запишите их согласно правилам чтения буквы "о".**

An outer space, to grow, to surround, loud sounds, to obtain data, below zero, down town, an old type of motor, to found a town, to know how to use the tool, to disposal, to go to Poland, to mount, the remote zone, to throw a stone, to go to the country, a low tone, to recover, complex computers, enormous amount of books, in front of the house, October, November, good morning.

## Буква U [ju:]

**Правила чтения буквы "u" и ее сочетаний с другими буквами.**

|                                 |  |
|---------------------------------|--|
| <b>1. Открытый ударный слог</b> | - [ju:] – tube, use, mute, human, unit, super, student, pupil.<br><b>Исключение:</b><br>rule[u:], jute [u:], blue [u:]   |
| <b>2. Закрытый ударный слог</b> | - [A] – but, just, up, us, dust, must, much, rust, rub, cut, under.<br><b>Исключение:</b><br>-[V]-put, pull, push, full. |
| <b>3. ur+согласная</b>          | - [z:] – fur, burst, occur, purpose, surface, turn, burner, turner.  |
| <b>4. u+r+гласная</b>           | - [juə] – pure, fury, durable, during.   |
| <b>5. qu (всегда)</b>           | - [kw] – quick, quite, equal, question.  |



**Задание 2. Прочитайте следующие слова, помня правила чтения буквы "u". Сгруппируйте и запишите их согласно правилам чтения буквы "u".**

Number, numerous, hum, human, thus, tube, such, supper, super, conduct, consult, consume, consumption, computer, put, pure, require, equal, equip, liquid, square, frequent, equivalent, equation, injury, adjust, substance, discuss, product, produce, production, productivity, secure, risk, runner, amount, cut, curt, acute, curious, unify, uniformed, unknown, under, unlike, umbrella, ultra-violet, ubiquitous, tumor, trust, turbid, tub, tube, cucumber, culminate, cultivate, curable, curative, Cupid, cup, crust, crush, cruel, nutrient.

## II. ГРАММАТИКА

### Степени сравнения прилагательных и наречий

| Прилагательные и наречия            | Положительная степень         | Сравнительная степень  | Превосходная степень   |
|-------------------------------------|-------------------------------|--|--|
| односложные                         | short-короткий<br>big-большой | <i>shorter</i> -короче<br>(более короткий)<br><i>bigger</i> - больше | <i>the shortest</i> -<br>кратчайший<br>(самый короткий)<br><i>the biggest</i> -<br>самый большой |
| двусложные на –<br>er, -y, -ow, -ly | early –ранний,<br>рано        | <i>earlier</i> -раньше   | <i>the earliest</i> -<br>самый ранний  |
| многосложные                        | important –<br>важный         | <i>more</i> important<br>– важнее                                    | <i>the most</i> im-<br>portant – са-<br>мый важный   |
| Исключения                          | much<br>many – много          | <i>more</i> -больше  | <i>the most</i> -<br>наибольший<br>(больше всего)  |
|                                     | little-<br>маленький,<br>мало | <i>less</i> - меньше   | <i>the least</i> -<br>наименьший<br>(меньше всего)   |

|  |                             |  |  |
|--|-----------------------------|--|--|
|  | far – дальний,<br>далеко    | <i>farther</i> – далее<br><i>further</i> - даль-<br>ше | <i>the farthest</i> –<br>самый<br>дальний, <i>the<br/>furthest</i> –<br>дальнейший |
|  | good-хороший<br>well-хорошо | <i>better</i> -лучший,<br>лучше                        | <i>the best</i> -самый<br>лучший, луч-<br>ше всех                                  |
|  | bad-плохой<br>badly-плохо   | <i>worse</i> -худший,<br>хуже                          | <i>the worst</i> -<br>самый плохой,<br>хуже всего                                  |

### Примечание:

Большинство двусложных прилагательных образуют степени сравнения при помощи **more, the most** – так же как и многосложные прилагательные, если они не оканчиваются на **-er, -y, -ow** или **-le**: gentle – gentler, happy – happier; но: exact – more exact.

**most** – 1) крайне, весьма – перед существительным в единственном числе с неопределенным артиклем, а **most** interesting book – весьма интересная книга;

2) большинство – **most** young people – большинство молодых людей, **most** of the students – большинство студентов.

**much** – используется для усиления сравнительной степени прилагательных в значении "гораздо": **much easier** work – гораздо более легкая работа.

### Сравнительные конструкции

| Конструкция             | Употребление                  | Пример  |
|-------------------------|-------------------------------|---|
| As...as – такой же, как | В утвердительных предложениях | Rice is <b>as</b> important a food crop <b>as</b> wheat.<br>Рис является <b>таким же</b> важным сельскохозяйственным продуктом, <b>как</b> пшеница. |
| Not so ...as – не       | В отрицательных               | This coat is <b>not so</b> modern <b>as</b>   |

|   |   |   |
|---|---|---|
| такой..., как...                              | предложениях  | a new one.<br>Это пальто <b>не такое</b> модное, <b>как</b> новое (пальто).   |
| Than – чем (может опускаться)                 | После сравнительной степени                               | Rice is a <b>much more</b> productive crop <b>than</b> wheat for certain regions.<br>Рис <b>гораздо более</b> производительная культура для некоторых регионов, <b>чем</b> пшеница. |
| The (bigger)...the (the bigger)...- чем...тем | the + прилагательное (наречие) в сравнительной степени... | <b>The bigger</b> the plan of an enterprise <b>the bigger</b> the profit it gets. <b>Чем больше</b> план предприятия, <b>тем больше</b> прибыль, которую оно получает.              |

**Задание 3. Закончите предложения, используя сравнительную степень прилагательных. Добавьте *than*, если необходимо.**

- (nice) This dress is *nicer than* all the others.
- (short) Linda is .....the other girls in our class.
- (quiet) I can't hear the music. Can you be a bit ...., please!?
- (safe) This car is expensive, but it's .....other cars.
- (expensive) Leather shoes are cheap here. At home they're .....
- (comfortable) The new sofa is .....our old armchairs.
- (careful) Try to be .....next time! You nearly broke the Chinese vase.

**Задание 4. Сопоставьте две части предложения.**

- |                                       |                              |
|---------------------------------------|------------------------------|
| 1. His writing is getting neater      | a) of the two brothers.      |
| 2. Their English is becoming clearer  | b) of his two books.         |
| 3. The more complicated your task is, | c) the more people like you. |
| 4. The nicer you are to people,       | d) and clearer.              |
| 5. This is the most interesting       | e) and neater.               |

6. Don is the cleverer  
7. Can I have the smaller

- f) of the two coats?  
g) the happier you are when  
you do it successfully.

**Задание 5. Закончите данные предложения, используйте форму сравнительной степени одного из данных в рамке прилагательных или наречий:**

crowded, early, easily, expensive, interested, near, often, quiet, thin

1. This jacket is too small. I need a **larger** size.
2. You look ... . Have you lost weight?
3. He's not so keen on his studies. He's ... in having a good time.
4. You'll find your way around the town ... if you have a map.
5. You're making too much noise. Can you be a bit ...?
6. There were a lot of people on the bus, it was ... than usual.
7. You're late. I expected you to be here ... .
8. You hardly ever write to me. Why don't you write a bit ...?
9. The hotel was surprisingly cheap. I expected it to be much ...

**Задание 6. Закончите предложения, используя as ... as. Прочитайте и переведите их.**

1. My salary is high but yours is higher. My salary isn't ... .
2. You know a bit about the play but I know more. You don't ... .
3. I still feel quite tired but I felt a lot more tired yesterday. I don't ...
4. They've lived here for quite a long time but we've lived here longer. They haven't ... .
5. I was a bit nervous before the interview but usually I'm a lot more nervous. I wasn't ... .
6. The weather is still unpleasant today but yesterday it was worse. The weather isn't ... .

**Задание 7. Составьте предложения, объединив словосочетания из группы А со словосочетаниями из группы В. Запишите предложения и дайте устный перевод.**

**A** *the early we leave*  
the longer he waited  
the more I got to know him  
the more you practise your English  
the longer the telephone call  
  
the more goods you sell

**B** the faster you'll learn  
the more you have to pay  
*he sooner we'll arrive*  
the more profit you'll make  
the more impatient he be-  
came  
the more I liked him

**Задание 8. Закончите предложения, используя сравнительную или превосходную степени, образованных от прилагательных и наречий в скобках.**

1. (good) This flute is *better* quality than that one.
2. (far) He swam .....of all the swimmers in the last competition.
3. (bad) This is .....party I've been to for years.
4. (far) If you want .....information about the concerts, please phone.
5. (little) If you pay .....for your festival tickets, you'll get bad seats.
6. (much) We all sang last night, but Jane sang .....songs of all.
7. (bad) His voice sounds really bad – it's a lot .....than mine.

**Задание 9. Выберите правильную альтернативу.**

1. This new CD is **better**/best than their first one.
2. Paul is the elder/eldest of the four musicians in the quarter.
3. It's the worse/worst musical I've ever seen in my life!
4. His singing career has taken him further/furthest than he imagined.
5. He has the less/least musical ability of all the *Pop Idol* contestants.
6. The more/most he plays saxophone, the better/best he gets.

**Задание 10. Составьте вопросы, используя данные слова. Прилагательные используйте в превосходной степени. Запишите вопросы и дайте ответы на них устно.**

1. (what, large, city, your country?) **What is the largest city in your country?**
2. (who, famous singer, your country?) Who ... your country?
3. (what, popular sport, your country?) What ... ?
4. (what expensive thing, you, ever bought?) ... ?
5. (what, happy, day, your life?) What was ...?
6. (what, stupid thing, you, have ever done?) ... ?
7. (who, intelligent person, in your group?) ... ?
8. (who, great sweet eaters, in the world?) ... ?

**Задание 11. Закончите the e-mail, используя сравнительную или превосходную степени прилагательных в скобках.**

I'm writing from the Internet point in the hotel where I'm spending *the best* (good) holiday of my life! I hang out every night with George who is .....(sweet) guy I've ever met. Yes! I've finally got over Mike. George is much .....(nice) than Mike and he plays the guitar brilliantly. He has .....(strange) guitar I've ever seen – the star shaped and covered in flowers! He always has it with him!

There's a lovely beach here. It's .....(wide) and .....(clean) than the one we went to last year – the rooms are .....(small) and .....(cosy), but I want to stay here forever.

Love T

**Имя числительное  
Количественные и порядковые числительные**

| количественные | порядковые   | количественные   | порядковые   |
|----------------|--------------|------------------|--------------|
| <b>1-10</b>    | <b>1-10</b>  | <b>11-20</b>     | <b>11-20</b> |
| 1 one          | <b>first</b> | 11 <b>eleven</b> | eleventh     |

|         |                |                     |             |
|---------|----------------|---------------------|-------------|
| 2 two   | <b>second</b>  | 12 <b>twelve</b>    | twelfth     |
| 3 three | <b>third</b>   | 13 <b>thirteen</b>  | thirteenth  |
| 4 four  | <b>fourth</b>  | 14 <b>fourteen</b>  | fourteenth  |
| 5 five  | <b>fifth</b>   | 15 <b>fifteen</b>   | fifteenth   |
| 6 six   | <b>sixth</b>   | 16 <b>sixteen</b>   | sixteenth   |
| 7 seven | <b>seventh</b> | 17 <b>seventeen</b> | seventeenth |
| 8 eight | <b>eighth</b>  | 18 <b>eighteen</b>  | eighteenth  |
| 9 nine  | <b>ninth</b>   | 19 <b>nineteen</b>  | nineteenth  |
| 10 ten  | <b>tenth</b>   | 20 <b>twenty</b>    | twentieth   |

21 – twenty one

22 – twenty two

30 – thirty

40 – forty

50 – fifty

60 – sixty

70 – seventy

80 – eighty

90 – ninety

100 – a (one) hundred

350 – three hundred and fifty

1000 – a (one) thousand

2000 – two thousand

2520 – two thousand five hundred and twenty

100,000 – a (one) hundred thousand

1,000,000 – a (one) million

Перед числительными **hundred, thousand, million** ставится неопределенный артикль **a** или числительное **one: a (one) hundred** – сто; **a (one) thousand** – тысяча. Числительные **hundred, thousand, million** имеют окончание множественного числа – **s**, если употребляются в значении существительных.

**Hundreds** of cars drive in the city. – Сотни автомобилей двигаются по городу.

В английских числительных каждые три разряда справа налево отделяются запятой: 1,000 – **a thousand**; 1,000,000 – **a million**. Десятичные дроби отделяются точкой: 1.5 – **one point five**. В простых дробях числитель выражается количественным

числительным, а знаменатель – порядковым:  $1/2$  – **a (one) half**;  
 $2/3$  – **two thirds**;  $4\ 5/6$  – **four and five sixths**.

Существительное, следующее за числительным, употребляется без предлога: **six tubes** – шесть пробирок.

Годы обозначаются количественными числительными:  
1965 – **nineteen sixty-five** (или **nineteen hundred and sixty-five**).

### **Задание 12. Прочитайте и запомните:**

#### **а) чтение чисел:**

101 – one hundred and one (books)

1001 – one thousand and one (books)

1200 – one thousand two hundred (books) = twelve hundred (books)

2,045, 328 books – two million forty-five thousand three hundred and

twenty eight books

#### **б) чтение хронологических дат:**

**in 1900** – in nineteen hundred – в 1900 году

**in 1905** – in nineteen o[ou] five – в 1905 году

**in 2004** – in two thousand four – в 2004 году

**in 1964** – in nineteen sixty-four – в 1964 году

**on the 15<sup>th</sup> of January, 1968** — on the fifteenth of January, nineteen sixty – eight – 15 января 1968 года

**on January 15, 1998** – on January fifteenth, nineteen ninety-eight – 15 января 1998 года

#### **в) чтение дробных чисел:**

**1/3 ton** – a **third** of a ton – 1/3 тонны

**1/2 kilometre** – a **half** of a kilometre – 1/2 километра

**1/4 kilometre** – a **quarter** of a kilometre – 1/4 километра

**3/5 ton** – three fifths of a ton – 3/5 тонны

**0.5** – point five – 0,5

**3.217** – three point two one seven – 3,217

**54.85 tons** – fifty four point eight five tons – 54, 85 тонны

### **Задание 13. Прочитайте по-английски:**

а) 5, 15, 3, 13, 30, 51, 18, 12, 20, 74; 112; 201; 946; 698; 10,575;  
576,276; 7.000 000; 0.85; 5.3;  $1/2$ ;  $1/4$ ;  $2/3$ ,  $1\ 1/2$ ;  $2\ 5/6$



б) on the 1<sup>st</sup> of May; on January 18<sup>th</sup>, 1967; on November 7<sup>th</sup>, 1947; at the end of 1789; at the beginning of 1999.

в) 5.4 tons; 2/3 of a kilometer; 0.2 mile; 2.75 tons; 2.35 %.

**Задание 14. Переведите следующие сочетания существительных и числительных, помня, что количественное числительное, как определение, ставится после определяемого слова, а порядковое числительное стоит перед определяемым словом: пятый текст = text five = the fifth text.**

|              |                    |               |
|--------------|--------------------|---------------|
| house one    | the first house    | one house     |
| page two     | the second page    | two pages     |
| flat three   | the third flat     | three flats   |
| lab fourthe  | fourth lab         | four labs     |
| lesson seven | the seventh lesson | seven lessons |

**Задание 15. Переведите следующие сочетания на русский язык.**

At 5 o'clock; at a quarter past nine; at 10 minutes past one; at half past three; at a quarter to ten; at 10 minutes to eight; from nine till eleven o'clock; from half past six till a quarter to seven; from 10.30 till 6.15.

**Задание 16. Закончите песню *The Twelve Days of Christmas*, используя порядковые числительные. Переведите ее.**

On the *first* day of Christmas my true love sent to me  
a partridge in a pear tree.

On the .....day of Christmas my true love sent to me  
two turtle doves and a partridge in a pear tree.

On the ..... day of Christmas my true love sent to me  
three French hens, two turtle doves and a partridge in a pear tree.

On the ..... day of Christmas my true love sent to me  
four calling birds, three French hens, two turtle doves and .....

On the ..... day of Christmas my true love sent to me  
five gold rings, four calling birds, three French hens, two .....

On the ..... day of Christmas my true love sent to me  
six geese a-laying, five gold rings, four calling birds, three .....

On the ..... day of Christmas my true love sent to me

seven swans a-swimming, six geese a-laying, five gold rings, four...  
 On the ..... day of Christmas my true love sent to me  
 eight maids a-milking, seven swans a-swimming, six geese a-laying..  
 On the ..... day of Christmas my true love sent to me  
 nine ladies dancing, eight maids a-milking, seven swans .....  
 On the ..... day of Christmas my true love sent to me  
 ten lords a-leaping, nine ladies dancing, eight maids a-milking.....  
 On the ..... day of Christmas my true love sent to me  
 eleven pipers piping, ten lords a-leaping, nine ladies dancing.....  
 On the ..... day of Christmas my true love sent to me  
 twelve drummers drumming, eleven pipers piping, ten lords.....

**Задание 17. Запишите подчеркнутые порядковые числительные словами.**

- |  |                             |
|--|-----------------------------|
| 1. Elizabeth <u>II</u> was born in 1926.                         | Elizabeth <i>the second</i> |
| 2. We live in <u>the 21<sup>st</sup></u> century.                | .....century                |
| 3. You're a teenager after your <u>13<sup>th</sup></u> birthday. | .....birthday               |
| 4. A penny is <u>a 100<sup>th</sup></u> of a pound.              | .....of a pound             |

**Задание 18. Запишите даты цифрами.**

- |                                     |                |
|-------------------------------------|----------------|
| 1. ten sixty-six anno Domini        | <i>1066 AD</i> |
| 2. the twenty-fourth of April, 2008 | .....          |
| 3. the eighteen of December, 1834   | .....          |
| 4. nineteen-oh-eight                | .....          |
| 5. two thousand and one             | .....          |
| 6. thirty-three before Christ       | .....          |
| 7. nineteen hundred                 | .....          |

**Задание 19. Запишите дроби цифрами.**

- |                                |                   |                       |
|--------------------------------|-------------------|-----------------------|
| 1. one-quarter = $\frac{1}{4}$ | 4. three-fifths = | 7. seven-fifteenths = |
| 2. four-sevenths =             | 5. two-ninths =   | 8. two-thirds =       |
| 3. five-eighths =              | 6. one-half =     |                       |

## UNIT V

### Содержание:

#### I. Фонетика

1. Правила чтения сочетаний гласных букв "i", "y".

#### II. Грамматика

1. Глагол. Формы глаголов в Simple tenses.

### I. ФОНЕТИКА

#### Буква I [ai]

**Правила чтения буквы "i" и её сочетаний с другими буквами**

1. **Открытый ударный слог,** - [aɪ] – line fine, mine, side, tie, site, **i + gh (t), перед -nd, -ld** flight, right, mind, find, kind, sign, child, mild, like, library, wild, vitamin, white.
2. **Закрытый ударный слог** - [ɪ] – is, it, in, his, him, sit, ring, stick, think, fix, drill, which, strip, ship, simple, stick, drill, bring, still.
3. **ir + согласная** - [ɜ:] – girl, sir, third, dirt, first, stir, fir, firm, shirt, circle, bird, birch, birthday, firm, stir, thirteen.
4. **ir + гласная** - [aɪə] – fire, wire, tire, hire, iron, mire, Ireland, tireless, empire, dire.
5. **ie** - [i:] – field
6. **ia** - [aɪə] – dialogue, violate
7. **i (в безударном слого)** - [ɪ] – intend, officer, classify

**Задание 1. Прочитайте следующие слова, помня правила чтения буквы "i".**

Mild, different, high, describe, efficiency, time, drink, think, bring, bright, light, this, difficult, mines, fish, ring, televise, twice, liner, tired, first, equip, differ, shine, find, equipment, fine, kind, like, sink, rise, knit, lie, hidden, begin, bite, bitten, fire, bit, desire, critic ['kritik'], entire, life, listen, pine, thirsty, fir, Birmingham, Bristol, Brazil, wireless, wisdom, rink, wise, with, ripen, hire, admire, dirty, history, birth, circuit [s3:kit], nine, provide, provision, consist, link, consistency, which, without, satire, inch, important, interest.

**Буква Y [wai]**

**Правила чтения буквы "y"**

1. **Открытый ударный слог** - [aɪ] – my, try, type, fly, cry.
2. **Закрытый ударный слог** - [ɪ] – gym, system, myth, lyric. **Безударный слог** - [i] – city, twenty, sixty
3. **y + r + гласная** - [aɪə] – tyre, pyre, byre, gyre, lyre.
4. **y + r + согласная** - [z:] – Byrd, myrtle
5. **ay** - [eɪ] – day, may, Bayly, fay, hay, maybe
6. **В начале слова** - [j] – yes, yet, yellow yard, yarn.

**Задание 2. Прочитайте слова, обращая внимание на ударение и на сочетания буквы "y" с другими буквами.**

'Yeast, 'hybrid [haɪbrɪd], 'hydrant [haɪdrənt], 'hydrate [haɪdreɪt], 'yesterday, hɪp'nosis, 'hypnotize, 'gypsy, gym, gʌps 'your, 'hydrogen [haɪdrɪdʒən], gɪ'rate, 'dynamo, dye, 'crystal, 'crying, by, 'byre, 'bypass, crypt, dɪ'namic 'hydrocarbon, 'by product, de'ny, yolk, may, young, 'hypercritical, 'dynasty, 'hygiene, 'duty.  
,Byelo'russian, 'byword, bye, a'pply, you, 'year, 'yard, 'Yankee, yet, 'youth, 'Yugo'slaw, day, 'many, play, stay, 'syllable.

## II. ГРАММАТИКА

### Глагол Формы глаголов

|                              | <b>I форма</b>                   | <b>II форма</b>                    | <b>III форма</b>  | <b>IV форма</b>                                |
|------------------------------|----------------------------------|------------------------------------|---|--|
|                              | Неопределенная форма             | Прошедшее время                    | Причастие прошедшего времени                                    | Причастие настоящего времени                   |
|                              | <b>V</b>                         | <b>V+ed</b>                        | <b>V+ed</b>   | <b>V+ing</b>                                   |
| <b>Стандартные глаголы</b>   | want – хотеть<br><br>wash – мыть | wanted-хотел<br><br>washed – мыл   | wanted – желаемый, желанный<br><br>washed – вымываемый, вымытый | wanting – желающий<br><br>washing – моющий     |
| <b>Нестандартные глаголы</b> | be<br>break<br>build<br>have     | was, were<br>broke<br>built<br>had | been<br>broken<br>built<br>had                                  | being<br>breaking<br>building<br>having        |
| <b>Употребление форм</b>     | <b>Present Simple</b>            | <b>Past Simple</b>                 | <b>Perfect tenses, Passive Voice</b>                            | <b>Progressive, Perfect Progressive tenses</b> |

## Simple Tenses (Простые времена)

|  |   |  |
|--|---|--|
|  | I<br>You }<br>We } write, visit<br>They }<br>He, she – writes, visits | Usually – обычно<br>Always – всегда<br>Often – часто<br>Seldom – редко<br>As a rule – как правило<br>Every day – каждый день |
|  | I, you<br>He (she, it) }<br>We } wrote, visited<br>They } yesterday   | yesterday – вчера<br>last week – на прошлой неделе<br>two days ago – два дня назад<br>the day before – позавчера yesterday   |
|  | I<br>You }<br>He, she } will write<br>we }<br>They }                  | soon – вскоре (скоро)<br>in 5 minutes – через 5 минут<br>tomorrow – завтра<br>next year – в следующем году                   |

### Примечания:

1. В вопросительных и отрицательных предложениях в Present Simple используется вспомогательный глагол do, does (3 л. ед. число); а в Past Simple – did (для всех лиц в единственном и множественном числе).

|  |  |
|--|--|
| <b>do</b> I/we/you/they<br><b>does</b> he/she/it <b>work?</b><br><b>did</b> I/we/you/he/she/they | I/we/you/they <b>don't</b><br>He/she/it <b>doesn't</b> <b>work</b><br>I/we/you/he/she/they <b>didn't</b> |
|--|--|

2. В будущем времени используются вспомогательный глагол will:

**Will** you/he/she/it/they **work?**

I/we/you/ he/she/they **will not (won't)** work.

Will также применяется для выражения вежливой просьбы или приглашения.

Will you help me, please?

‘What will you have? Will you have a coffee?’ – ‘No, thanks. I’ll have a cup of tea.’

3. В 3-ем лице единственного числа к основе глагола добавляется окончание **-s** или **-es** (после -o, -ss, -ch, -tch, -x). Если глагол оканчивается на согласную +у, то букву -у заменяют на -i и добавляют окончание -es.

4. В Past Simple стандартные глаголы имеют окончание **-ed** для всех лиц единственного и множественного числа.

Запомните чтение окончания *-ed* в прошедшем времени стандартных глаголов:

**-ed = [t]** – после глухих согласных:

asked, passed, marked, helped, booked, looked, stopped, reached, finished, equipped, reduced;

**-ed = [d]** – после гласных и звонких согласных:

played, enjoyed, qualified, offered, appeared, called, trained, combined, returned, listened;

**-ed = [ɪd]** – после "t", "d":

wanted, decided, added, awarded, ended, educated, lasted, lifted, rested.

**Задание 3. Добавьте к выделенному глаголу-сказуемому окончания -es, или -s там, где необходимо. Прочитайте и переведите предложения.**

1. I don't know what we want to do in future.
2. As a rule students have lunch at our canteen.
3. My younger sister begin to study English only this year.
4. We usually spend our holidays in the country.
5. He go to the library twice a week as a rule.
6. Do your mother get the breakfast ready?
7. John sometimes watch television in the evening.
8. This year the construction of the tower begin again.
9. She is a very bright student and always gets excellent marks at the exams.
10. Ann eat lots of grains and very natural food.
11. Her husband take a lot of interest in the kids and is a very good father.

**Задание 4. Выберите необходимый глагол. Прочитайте и переведите предложения.**

1. A few days ago I ... an interesting program on television, (see/ saw).
2. «Alice in Wonderland» ... written by Lewis Carrol in 1865 (was/ am/ is).
3. It ... often faster to walk than to go by bus (is/ am/ was).
4. Someone.... a mistake (did/ made/ was).
5. I don't know where Mr. Wilson... . He ... not in his office (am/are/ is).
6. She ... him to do the job again (did/ made/ asked).

**Задание 5. Поставьте глагол в скобках в Present Simple. Прочитайте и переведите предложения.**

1. Eleanor *tidies* her bedroom at the weekend. (tidy)
2. I .....a sandwich for lunch on Saturdays. (make)
3. Sammy .....TV on Sunday afternoons. (watch)
4. Mum and Dad .....relatives at the weekend. (visit)
5. I .....my clothes on Saturday morning. (wash)
6. Angela .....most of her homework on Sunday evening. (do)
7. Robbie .....his school friends at the weekend. (miss)

**Задание 6. Составьте вопросы в Present Simple и кратко ответьте на них. Прочитайте и переведите предложения.**

1. you/have/a picnic/on Sundays  
**Do you have a picnic on Sundays?** .....No, *I don't*
2. your friends/play/computer games/at the weekend  
.....Yes, .....
3. the boys/kick/a ball around/in the park  
..... No, .....
4. your mum/go/to town/on Saturday afternoons  
..... Yes, .....
5. Simon's brother/go/skateboarding/on Saturday mornings  
.....No, .....
6. you/meet/your friends/at the weekend  
.....Yes, .....



**Задание 7. Закончите следующие предложения, поставив глаголы в таблице в Present Simple, переведите их устно.**

|  |
|--|
| play, agree, get, work (x2), eat, stay, go, wear, do |
|--|

1. My brother and I never *agree* about whose turn it is to go online.
2. We often .....a traditional roast on Sundays.
3. We usually .....in bed late on Saturday morning.
4. ....your dad ever .....at the weekend?
5. The kids often .....football with their team on Saturday afternoons.
6. I .....up quite early on Sunday morning.
7. No, we .....shopping on Saturdays because the shops are crowded.
8. I never .....housework on Sundays.
9. “When .....Janet .....these old scruffy jeans?” – “Only when she .....in the garden.”

**Задание 8. Прочитайте и переведите текст, поставив глаголы в Past Simple.**

When we went (go) on holiday last year, it .....(be) all a bit of a rush. My friend Sue ..... (go) to the travel agent’s on the Wednesday and .....(book) a holiday for the two of us.

We .....(set off) from home at six on the Friday morning and .....(drive) to the airport, where we .....(leave) our car for the week. At the airport, we .....(check in) as soon as we could, then .....(find) the nicest café and ..... (have) a coffee. We .....(sit) there and .....(plan) all the things we .....(want) to do on our holiday in Spain. Within an hour, we ..... (be) in the departure lounge and by ten, we were on the plane and on our way to Spain. The plane ..... (land) two hours later. We .....(feel) ready for our week on the beach!

**Задание 9. Ответьте на вопросы, используя правильную форму глаголов в Past Simple.**

1. What did you do yesterday afternoon?

2. Did you have a cat when you were small?
3. Where did you go for your holidays last year?
4. Who did you see last weekend?
5. What did you have for breakfast?
6. Did you visit London last year?
7. What did you buy your friend for his/her birthday?

**Задание 10. Закончите диалог, поставив соответствующие глаголы в таблице в Past Simple, прочитайте и переведите.**

be (x3), get on, enjoy, hurt, go (x2), keep, can

- A:** Did you *enjoy* your holiday in Snowdonia?  
**B:** Not much. It ..... a bit boring.  
**A:** Why?  
**B:** I .....my foot on the second day and .....walk.  
**A:** So you .....hiking with the rest of the group, did you?  
**B:** I ..... just once, at the beginning.  
**A:** .....you .....well with your group?  
**B:** Yeah. Some of them ..... really nice. But a couple of boys ..... complaining about everything in the camp.  
**A:** What about weather?  
**B:** That .....incredibly good!

**Задание 11. Составьте предложения в Future Simple, расположив слова в правильном порядке.**

1. chef –as – be – a – will – interesting – Working  
**Working as a chef will be interesting.**
2. will – see – manager – you – The – soon  
.....
3. be – He – busy – summer – all – will  
.....
4. Will – they – newspaper – advertise – jobs – in – the – the -?  
.....
5. Grace – sure – get – will – I'm – promotion – the  
.....

6. a – salary – pay – you – Will – good – they – ?

7. work – I – will – enjoy – hope – you – the

8. interview – think – Do – you – well – will – I – do – at – the – ?

**Задание 12. Сопоставьте вопросы и ответы. Прочитайте и переведите.**

1 – b

- |   |                     |
|---|---------------------|
| 1. Will you apply for the job?            | a) Yes, you will.   |
| 2. Will I get six weeks' holiday a year?  | b) No, I won't.     |
| 3. What will the money be like?           | c) Yes, it will.    |
| 4. Will it be permanent position?         | d) No, they won't.  |
| 5. Will they advertise the job locally?   | e) Yes, they will.  |
| 6. Will there be time to see the manager? | f) It will be good! |

**Задание 13. Закончите следующие предложения, поставив глаголы в таблице в Future Simple, переведите их устно.**

|  |
|--|
| post, have, close, visit, work, listen, miss, show |
|--|

1. Will you visit your uncle when you are in London?
2. I .....you while you're away.
3. I .....a cheese sandwich, please.
4. I .....late again! It's the third time this week.
5. ....you .....these letters for Mr Thomson, please?
6. I .....you how to use the photocopier.
7. He's got a mind of his own. He .....to anything I say.
8. ....you .....the door, please?

**Задание 14. Напишите следующие предложения, поставив глаголы в скобках в нужную форму, переведите их устно.**

1. Usually the train (leave) at 10 o'clock.
2. He (visit) them regularly last year.
3. As a rule I (get) to the Academy by bus.

4. Your children usually (ask) many questions.
5. The next ten years our life (become) more comfortable.
6. James (sleep) well and (wake) at half past nine that day.
7. Who (take) his book yesterday?
8. Peter and Ann (go) away 5 minutes ago.
9. My aunt (travel) all round the world and (bring) recipes and ingredients from the many countries she (visit).
10. He (sell) all of the books half an hour ago.
11. "When Tom (arrive)?" – "He (arrive) at two o'clock tomorrow".
12. I already (tell) you the answer yesterday.
13. We always (leave) home at seven and (get) here at twelve.

## UNIT VI

### Содержание:

#### **I. Фонетика**

1. Правила чтения гласных в сочетании с согласными буквами.
2. Нечитаемые (немые) согласные в буквосочетаниях.

#### **II. Грамматика**

- 1 Модальные глаголы и их эквиваленты.

#### **I. ФОНЕТИКА**

##### **Правила чтения гласных в сочетании с согласными буквами**

| Буквосочетания  | Чтение гласной | Правило чтения            | Примеры  | Исключения |
|---|----------------|---------------------------|--|------------|
| all, alk  | [L]            | l перед k не произносится | all, falk  |            |
| aste, ange  | [e]            |                           | taste, range   |            |
| aft, alf,<br>ant, anch,<br>ance, ask,<br>ass, ast,<br>ath | [R]            | l перед f не произносится | after, half,<br>chance,<br>plant,<br>branch,<br>ask, pass, | mass [X]   |

|                            |       |   |                          |                                    |
|----------------------------|-------|---|--------------------------|------------------------------------|
|                            |       |   | past, bath               |                                    |
| <b>ild, ind, ight, ign</b> | [ai:] | <b>gh</b> в сочетании <b>ght</b> не произносится, <b>g</b> перед <b>n</b> не произносится | child, kind, light, sign | wind [l]                           |
| <b>ew</b>                  | [ju:] |   | new                      | crew[u:]<br>grew [u:]<br>drew [u:] |
| <b>ow</b>                  | [əV]  | в конце слова   | low, yellow              |                                    |
|                            | [aV]  | в середине слова  | brown                    |                                    |
| <b>ome, ove, onth</b>      | [A]   |   | some, love, month        |                                    |
| <b>old</b>                 | [əV]  |   | cold, sold               |                                    |

### Нечитаемые (немые) согласные в буквосочетаниях

| Непроизносимая буква | Буквосочетание | Примечание  | Пример                 |
|----------------------|----------------|---|------------------------|
| <b>b</b>             | bt, mb         | в конце слова   | doubt, limb            |
| <b>g</b>             | gn             |   | gnome, sign            |
| <b>gh</b>            | gh, igh, ought | в конце слова<br><b>Исключения:</b><br>enough, laugh,<br>где <b>gh</b> произносится как [f] | through, right, bought |
| <b>h</b>             | gh             |   | ghost                  |
|                      | rh             |   | rhetoric               |
|                      | wh             |   | white, what            |
| <b>k</b>             | kn             |   | knife                  |
| <b>l</b>             | lf, ould, alk  |   | half, could, walk      |

|          |            |                  |                            |
|----------|------------|------------------|----------------------------|
|          | olk, lm    |                  | falk, palm                 |
| <b>n</b> | mn         |                  | hymn                       |
| <b>p</b> | pn, pt, ps |                  | pneuma, receipt,<br>psyche |
| <b>s</b> | sl         |                  | island                     |
| <b>t</b> | ft, st     | в середине слова | often, listen              |
| <b>w</b> | wr, who    |                  | wreck, write,<br>who, whom |

**Задание 1. Прочитайте слова, обращая внимание на чтение сочетаний гласных букв.**

- a) main, rain, pain, vaine, stain, train, blain; day, bay, hay, chay, gay, fay, shay, jay, lay, blay, clay, flay, play, pay, say, ray, tray, stay, way; vein, feint, they;
- b) hair, fair, air, pair, stairs;
- c) sea, mean, meat, beat, heat, lea, plea, pea, tea, great, break, idea, real; bee, dee, fee, thee, street, jeep, lee, flee, glee, meet, need, green, three, see, tee, fleece, fleet; field, grieve, siege, niece, grief, frieze, die;
- d) bread, head, spread, breadth, read, lead;
- e) near, cheer, clear, hear, tear;
- f) road, load, boat, loan, oak, toad, toast, foam, soap, coal;
- g) board, coarse;
- h) too, boot, root, noon, doom, food, good, room, foot, book, cook;
- i) voice, coil, soil, toil, noise, oil, boil; boy, joy, cloy, hoy, troy;
- j) loud, proud, cloud, sound, round, pound, ground, trouble, touch;
- k) bought, sought, fought, thought, ought, brought.

**Задание 2. Прочитайте слова, обращая внимание на произношение гласных "а, е, і, о" в сочетаниях с согласными.**

- a) all, ball, fall, talk, chalk, walk;
- b) haste, taste, waste, range, paste;
- c) ask, aft, dance, half, plant, branch, past, glass, fast, mast, grant, calf, slant, mask, task, bath, chance, shaft, craft, draft, class, pass, mass;
- d) knew, pew, mew, hew, new, crew, grew, drew, flew;
- e) child, kind, find, wild, mild, sign, light, right, sight, wind;
- f) town, brown, gown, crowd;

- g) low, know, slow, flow;
- h) some, love, son, come, glove, month, front;
- i) cold, old, sold, bold, mold.

**Задание 3. Прочитайте слова, обращая внимание на нечитаемые согласные.**

Doubt, comb, sign, gnome, right, bought, limb, through, white, which, half, calf, ghost, knife, chalk, walk, palm, wrack, psyche, often, calm, would, hymn, could, write, whole, should, wrist, when, wrap, light, knew, right, might, gnat, crumb, wrong, bomb, subtle, folk.

**II. ГРАММАТИКА**

**Модальные глаголы и их эквиваленты**

*долженствование* – must, should, to have to, to be to  
*физическая, умственная возможность* – can, could, be able to  
*разрешение* – may, might, to be allowed to  
*совет, рекомендация* – should, ought to

| Вопросительное предложение       | Отрицательное предложение                |
|----------------------------------|--|
| <b>Can</b> you speak English?    | This work <b>cannot</b> be done at once. |
| <b>May</b> I go out?             | You <b>shouldn't</b> waste your time.    |
| <b>Must</b> I do it immediately? | You <b>mustn't</b> smoke here.           |

**Примечание:**

1. После модальных глаголов *can (could), may (might), must, should* смысловой глагол употребляется в форме инфинитива без частицы "to".
2. Модальный глагол **"Must"** значит "должен", "обязан"; **"to have to"** – "должен", "приходится, вынужден"; **"to be to"** – "должен" по договоренности, расписанию, плану.

3. Модальные глаголы *must, can, may* могут выражать также предположение, сомнение:

It must be late. – Должно быть, уже поздно.

He can/may be late. – Возможно, он опоздает.

**Задание 4. Как можно ответить на каждый из вопросов? Выберите из предлагаемых ответов нужный вариант.**

A. Can I use a dictionary during the exam?

*Sorry, you mustn't/ Sorry, you don't have to/ Sorry, you are not allowed to.*

B. How does this phone work?

*You must press both of these switches/ You have to press both of these switches.*

**Задание 5. Переведите предложения, обращая внимание на модальные глаголы и их эквиваленты.**

1. You have to take all the letters to the Post Office by 12.30.
2. You don't have to work late if you don't want to.
3. You aren't allowed to use these stamps for your personal letters.
4. You really mustn't be so rude to people on the phone.
5. You don't have to come tomorrow, I think I can manage.
6. You must be a bit more careful when you deal with money.
7. In many countries people can drive the car at the age of 16.
8. Do we have to stay in town the whole summer?

**Задание 6. Выполните следующие задания:**

**а) Вставьте "to" там, где необходимо. Прочитайте и переведите предложения.**

1. The scientific conference must ... be held at our Institute.
2. You can ... get all the necessary books in the library.
3. You may not ... find this book in the shop.
4. My friend can ... help me in English.
5. We are ... take exams in January.
6. They must ... come to the office on time.
7. He will have ... submit his graduation paper next year.



8. She could ... speak English well at school.
9. They had ... solve this problem themselves before the beginning of the exam.

**b) Поставьте предложения из предыдущего задания в вопросительную, а затем в отрицательную форму.**

**Задание 7. Вставьте "is", "are" или "should".**

1. Конференция должна состояться завтра.  
The conference .....to take place tomorrow.
2. Вам следует быть более внимательным.  
You ..... be more attentive.
3. По плану студенты должны сдавать экзамены в июне. According to our plan the students ..... to take examinations in June.
4. Вы должны заучивать больше новых слов.  
You ..... learn by heart more new words.
5. Поезд должен прибыть в 7 часов.  
The train ..... to arrive at 7 o'clock.
6. Он должен присутствовать на собрании завтра.  
He ..... to be present at the meeting tomorrow.
7. Студентам следует посещать все лекции.  
Students ..... attend all the lectures.

**Задание 8. Заполните пропуски модальными глаголами. Прочитайте и переведите предложения.**

1. My friend is ill. She ..... stay in bed.
2. People ..... stop when they see the red light.
3. My little brother asked: " ..... I watch TV?"
4. Mary is free tonight. She ..... go to the dance.
5. Alec will have an English lesson tomorrow. He ..... learn the new words.
6. There is no ink in my pen ..... I write with a pencil?
7. They .....go by railway, but they ..... go by air.
8. Your child ..... do what the doctor says.
9. You .....study much if you want to pass the examination well.

10. I am afraid something is wrong. They ..... be back an hour ago.
11. We .....to meet at 5, but I put off the meeting till later.

**Задание 9. Прочитайте и переведите предложения, объясните употребление модальных глаголов и их эквивалентов.**

1. I can't translate the text myself. I need your help.
2. You needn't translate the sentences.
3. May I ask you to wait a little? I am not yet ready.
4. Students needn't go there today.
5. They should work hard and be more attentive.
6. You must bring me my text-book today. But you needn't come very early.
7. Can she speak English well? – No, I am afraid, she can't. She must work hard at it.
8. May I smoke here? – Excuse me, but you mustn't. You should go out and smoke in the yard.
9. He ought to do some work in the library for an hour or two this afternoon.
10. Nick can't open the door. Can you help him?
11. Excuse me, but I am busy now. I must see Professor N. and speak to him. We can stay after classes and work in the lab together.
12. The train is to arrive at 5.15.
13. You have to come here in the morning.
14. Sherlock Holmes was able to tell you about every murder of the last hundred years.

**Задание 10. Соедините разрозненные части предложения.**

- |  |                                       |
|--|---------------------------------------|
| 1. <i>I can't eat any more birthday cake</i> | a) <i>because I feel ill.</i>         |
| 2. He's not going to the disco...            | b) I don't understand it.             |
| 3. They couldn't meet me last night...       | c) It's very heavy.                   |
| 4. Can you help me with my maths?            | d) because he can't dance.            |
| 5. Could you help her carry that parcel?     | e) because they didn't have any flour |

6. They couldn't make the pancakes... f) because the bus was late.

**Задание 11. Выразите просьбу или разрешение, используя модальный глагол *may*.**

1. Ask if you can leave the room for a minute.  
*May I leave the room for a minute, please?*
2. Ask if you can have another piece of Christmas cake.  
.....
3. Tell them they can go home when they've decorated the room.  
.....
4. Tell them they are not allowed to open their presents yet.  
.....
5. Ask if you can clean the party room now.  
.....
6. Ask if you can sit next to Suzanne at dinner.  
.....

**Задание 12. Заполните пропуски модальным глаголом *must* или *must not*. Прочитайте и переведите предложения.**

1. We *must* buy some milk on the way home.
2. You .....forget to buy a birthday card for Dad.
3. He .....be late for the concert tonight.
4. They .....win this match to stay in League 1.
5. I .....ask Paul where he keeps the keys.
6. She .....know about the party we're preparing. It's going to be a surprise party.

**Задание 13. Закончите диалог, вставив модальные глаголы *must*, *mustn't*, *have to*, *need*, там, где нужно. Возможно несколько вариантов.**

**Larry:** Do you have to go to London again on Monday?  
**Sally:** No, I ..... to relax a bit, so I'm taking Monday off. But the boss wants me to go to Paris on Friday, so I .....prepare for that.  
**Larry:** I've done all the photocopies. Do you need any more help?

**Sally:** No, it's OK, thanks. I've got enough information. All I ..... to do now is to go to the bank and get some euros. And I ..... forget to take my passport. Oh, and I also ..... to sign some documents before I go.

**Larry:** Well, I ..... go now. Is there anything more you .....to tell me about the Paris project?

**Sally:** I don't think so, Larry. You don't .....to worry about it any more.

**Larry:** That's good news! I'll go, then, because I ..... to make a few phone calls.

**Задание 14. Составьте предложения о себе, используя модальные глаголы в скобках.**

1. (must) *I must finish my history essay by Friday.*
2. (need to) .....
3. (not have to) .....
4. (can) .....
5. (mustn't).....

## UNIT VII

### Содержание:

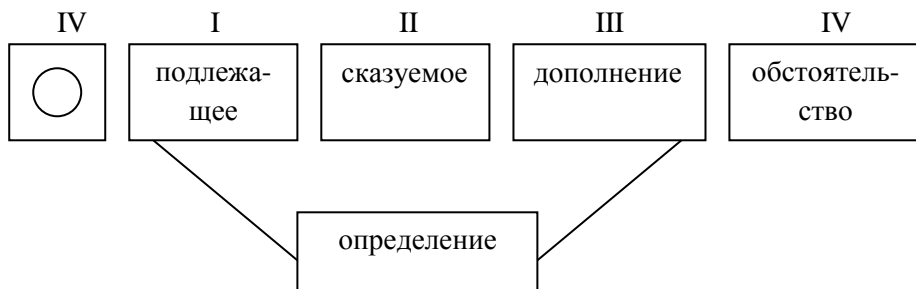
#### I. Грамматика

1. Порядок слов в английском предложении.
2. Типы вопросительных предложений.

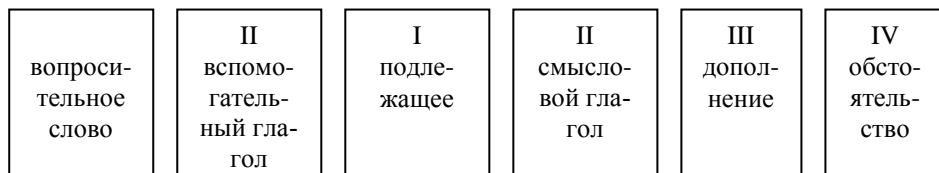
#### I. ГРАММАТИКА

##### Порядок слов в английском предложении:

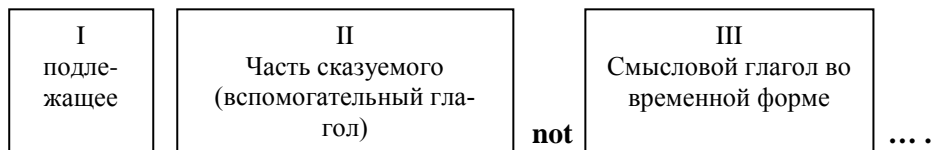
##### 1. Утвердительное предложение:



##### 2. Вопросительное предложение:



##### 3. Отрицательное предложение:



## Типы вопросов

### I. Общий вопрос (требует ответа *да* или *нет*):

1) Вспомогательный (модальный) глагол + подлежащее + смысловый глагол..... ?

*Например:* She studies at the University.

- Does she study at the University?

- Yes, she does.

2) Смысловый глагол **to be** + подлежащее + второстепенные члены предложения.

*Например:* There are some pictures on the wall.

Are there any pictures on the wall?

Yes, there are.

You are a student.

Are you a student?

Yes, I am.

### II. Альтернативный вопрос (два общих вопроса, соединенные союзом *or* – *или*):

*Например:* Are there books **or** textbooks on the table?

There are books on the table.

### III. Специальный вопрос (wh- question):

вопросительное слово, вспомогательный (модальный) глагол + смысловый глагол ...?

**Who?**

**Pupils study**

**What?**

**many subjects**

**Where?**

**at school**

**When?**

**every year.**

*Например:* What do pupils study at school every year?

Where do pupils study many subjects every year?

When do pupils study many subjects at school?

**Помните:** в вопросе к подлежащему порядок слов такой же, как в утвердительном предложении.

#### IV. Разделительный вопрос, его варианты:

1) Утвердительное предложение + отрицательный краткий вопрос к этому предложению.

*Например:* Mary will be here soon, won't she?

2) Отрицательное предложение + утвердительный краткий вопрос к этому предложению.

*Например:* They don't like us, do they?

#### Задание 1. Прочитайте предложения. Определите тип вопроса.

- 1) Is he at home? – Yes, he is. No, he isn't.
- 2) Does Ivanov live here? – Yes, he does. No, he doesn't.
- 3) May I speak to Ann, please? – Yes, you may.
- 4) What is the time now? – It is six o'clock.
- 5) Where do you live? – I live in Moscow.
- 6) Why don't you want to go to the cinema? – I am busy.
- 7) Who is on duty today? – Ann is.
- 8) Who is absent? – Three students are.
- 9) Do you live in this street or does your friend live here? – My friend does.
- 10) Do you like cinema or theatre? – I like theatre.
- 11) She is a teacher, isn't she? – Yes, she is.
- 12) It's Trafalgar Square, isn't it? – Yes, it is.
- 13) He is busy now, isn't he? – Yes, he is.
- 14) They travelled by train last summer, didn't they? – Yes, they did.

#### Задание 2. Воспроизведите диалог.

A: Do you live in London?

B: No, I live in a small house near London.

A: But you work in London, don't you?

B: Yes, I come to London in the morning and go home in the evening.

A: And what do you do in the evening at home?

B: Oh, I read, listen to the wireless, watch television sometimes. And you see, I don't go to bed very late I always get up early in the morning to come to my work in London.

A: Yes, I see.

**Задание 3. Определите члены данных предложений. Анализ начинайте с нахождения сказуемого. Переведите предложения. Помните:**

- **сказуемое может быть выражено** только личной формой глагола; оно может начинаться с глаголов: *be, (am, is, are, was, were), have (have, has, had)*; с вспомогательных и модальных глаголов: *do, does, did, shall, will, should, would, may, might, must, ought, can, could, need*;

- **сигналами сказуемого могут быть** глаголы с суффиксами - **ize, -fy** и вторая форма нестандартных глаголов;

- **если в предложении стоят две формы -ed подряд**, то вторая из них – сказуемое, а первая – определение к подлежащему.

- 1) A lot of people can speak a foreign language very well.
- 2) In Thailand you can enjoy a refreshing drink of the pineapple.
- 3) When I woke last morning I felt very hungry.
- 4) He looked at me with surprise.
- 5) English people did not understand my English.
- 6) Canberra, the capital of Australia, is the newest city of all.
- 7) A little later the waiter brought a tray (поднос) with tea, toast, butter and marmalade.
- 8) Appetite comes with eating.
- 9) If you travel to Britain by plane, you will arrive at Heathrow or Gatwick, Britain's largest airports.
- 10) The temperature changed showed the presence of unknown substance.
- 11) Great changes took place in this country.
- 12) July and August are usually the warmest months here.

**Задание 4. Переспросите в форме общего вопроса:**

- 1) The doctor suggested her a long rest in the Crimea.



- 2) 80 % of the population live in industrial centers.
- 3) The students worked at the laboratory in the evening yesterday.
- 4) Summer starts in December, winter starts in June.
- 5) Last century living conditions improved greatly.
- 6) He jumped many times from the highest buildings in Brazil.
- 7) It is difficult to translate the text without a dictionary.
- 8) China will build the biggest observation wheel in the world.

**Задание 5. Спросите, как долго продолжается действие, о котором идет речь.**

*Например:* – Our English lesson **lasts** 45 minutes.

How long **does** your English lesson **last**?

- 1) The academic year lasts 10 months.
- 2) The winter holidays last two weeks.
- 3) The spring term lasts only three months.
- 4) The autumn term lasts four months.
- 5) In winter examinations last three weeks.
- 6) The space station makes a complete orbit every 90 minutes.

**Задание 6. Закончите предложения, используя вопросительные слова в таблице.**

|  |
|--|
| how, what, when, which, whose, why, where, who |
|--|

1. **How** do you upload this new program?
2. ....wants to buy a cheap iPod?
3. ....of these digital cameras is the best?
4. ....are you going to do with your old monitor?
5. ....don't you buy a widescreen TV?
6. ....are these headphones?
7. ....did you go to buy your new laptop?
8. ....have you got time to show me that website?

**Задание 7. Выберите правильное слово.**

1. How **old**/many is your CD player?

2. How many/much Internet domains have you bought?
3. How often/about do you use your computer in the week?
4. How high/large is that file you just downloaded?
5. How long/tall was the film you watched last night?
6. How many/much did that memory card cost?
7. How fast/about coming to play Action Attack 5?
8. How big/often is your new hard drive?

**Задание 8. Составьте вопросы и ответьте на них кратко.**

1. you/go/holiday/Monday/?  
*Are you going on holiday on Monday?* (+) *Yes, I am.*
2. she/play/handball/every/week/?  
..... (+) .....
3. he/be/the boy/you/like/ ?  
..... (-) .....
4. they/ visit/the Forum/last/week/ ?  
..... (+).....
5. you/be/to/Africa/last/year/ ?  
..... (-).....
6. you/go/to/cinema/tomorrow/ ?  
..... (+).....
7. he/can/sit/next to/you/ ?  
..... (-).....
8. you/have/another/cup/of coffee/ ?  
..... (-).....

**Задание 9. Закончите предложения, употребив соответствующую форму разделительного вопроса.**

1. She knows your brother well, doesn't she?
2. They don't like holidays abroad, .....?
3. Mike isn't going on the class trip, .....?
4. We played really well yesterday, .....?
5. Liz wouldn't do the puzzle with us, .....?
6. You hadn't visited that website before, .....?
7. They can set up a new computer, .....?

8. She works with this program every day, .....

**Задание 10. Задайте письменно все виды вопросов к следующим предложениям.**

- 1) The streets are broad and straight in our town.
- 2) There is a large stadium near our house.
- 3) Petrov's family lives in a new district.
- 4) Life on the Earth is impossible without oxygen.
- 5) Tom Cruise worked in an ice-cream store when he lived in New Jersey.
- 6) Some universities ask students to take tests in several subjects.

**Задание 11. Прочитайте текст. Выполните задание после текста. Составьте 10 вопросов к данному тексту.**

### **The Hamburger, the International Food**

*Do you like hamburgers? What do you know about a hamburger?*

The German town of Hamburg, which was famous for its steaks, gave its name to this food. Later German immigrants brought the "hamburger steak" to the United States.

At the St. Louis World Fair in 1904 people could buy hamburger steaks on a small piece of bread for the first time. Hamburgers on a small piece of bread were easy to eat and very tasty. Gradually, this became the U.S. national food.

*What made this food so popular?*

The answer is McDonald's, the fast-food restaurants. When the first McDonald's was opened in California, in 1949, hamburgers were the main food on its menu. People liked the restaurant's fast service.

In the 1960s there were many McDonald's restaurants round the country. McDonald's alone sold many million hamburgers a year.

Today, of course, you can eat at McDonald's restaurants in almost any country of the world. And the main food on the menu is – as always – the hamburger. When we are busy and don't have enough time, we go to McDonald's and have the hamburger.

**Задание 12. Найдите утверждения, наиболее соответствующие содержанию текста:**

1. *The Hamburger is...*

- a) German national food.
- b) U.S. national food.
- c) Californian food.

2. *Hamburgers are so popular round the world...*

- a) because they only sell them in McDonald's.
- b) because they came from Hamburg.
- c) they are tasty and easy to eat.

3. *The hamburger was....*

- a) steak on a small piece of bread.
- b) a piece of fish on a small piece of bread.
- c) a steak.

**Лексико-грамматический тест**

**Задание 1. Выберите правильный ответ; укажите номер предложения и букву, которой обозначен ваш выбор.**

1. The hat is lovely. Give ... to me.

- a) it
- b) her
- c) us

2. "Whose car is this?" – "It's ... ."

- a) my
- b) mine
- c) myself

3. We never get ... information from Bob.

- a) few
- b) many
- c) much

4. ... people can speak a foreign language very well.

- a) little
- b) much
- c) few

5. Mary is ... than her three sisters.

- a) nice
- b) nicer
- c) nicest

6. He speaks English with a strong Russian accent, and his accent is ... than mine.

- a) bad
- b) worse
- c) worst

7. Volleyball ... not a difficult game.

- a) are
- b) is
- c) be

8. When William ... only eighteen, he married the daughter of a farmer.

a) was                      b) were                      c) have

9. Peter ... in London, and I live in Moscow.

a) does live              b) live                      c) lives

10. They ... to remain there until the end of the month.

a) must                      b) had                      c) could

11. ... you have nice teachers when you were at school?

a) did                      b) do                      c) are

12. Will you give me my glasses? I can't see ... .

a) nothing              b) anything              c) something

**Задание 2. Заполните пропуски в следующих вопросительных предложениях, используя глаголы в Present Simple. Запишите только вопросительные предложения.**

1. "... you ... to the radio every morning?"

- "I listen to it most mornings."

2. "... he ... in Manchester?" – "No, he lives in New castle."

3. "What time ... she ... work every day? »

- "She usually finishes at 5.30"

4. "How often ... you ... swimming?" – "I go about once a week."

5. "... they ... TV every morning?" – "They watch it most evenings."

6. "... she ... the guitar?" – "Yes, she plays the guitar and the piano."

7. "How much money ... you ... a month?" – "We earn about £800."

8. "... it... much in your country?" – "Yes, it snows a lot during the winter."

**Задание 3. Выберите правильный вариант, укажите номер предложения и букву, которой обозначен ваш выбор.**

1. I hope you remember ... your mother told you.

a) which                      b) what                      c) of

2. Oh, you've had an accident. When ... ?

a) it happened              b) has it happened              c) did it happen

3. I ... tell you something yesterday, but I forgot.

a) am going to              b) was going to              c) wanted

4. You can speak English and French, ... ?

- a) isn't it          b) can't you    c) didn't you
5. You work in London, ... ?
- a) don't you      b) isn't it          c) didn't you
6. The work must ... today.
- a) finished      b) be finished    c) to be finished
7. I didn't go shopping yesterday, as I ... do the housework.
- a) had to          b) must            c) should
8. Young people watch TV too ... .
- a) many            b) much            c) lot
9. I couldn't buy this book ... .
- a) nowhere      b) anywhere      c) somewhere
10. There is ... snow on the roads.
- a) any              b) some            c) many
11. He speaks ... now than before.
- a) well             b) more better    c) better
12. It ... three hours to get to town from here.
- a) takes          b) needs            c) uses

**Задание 4. Выберите правильную форму глагола, запишите её с указанием номера предложения.**

1. When did Mary (finish/ finished) school?
2. She finished school (last year/ next year).
3. (Does/ do) liquid keep its own shape?
4. When (will she/ she will) take her first exam this term? – (She will/ will be) take her first exam in January.
5. She will (take/ takes) five exams this winter.
6. Mike (finishes/ finished) school three years ago.
7. Tom (studies/ studied) at the Academy now.
8. My friend (is/ was) in his third year.
9. Mary (writes/ wrote) her term paper last month.

**Задание 5. Выберите нужное обстоятельство, запишите его с указанием номера предложения.**

1. You will study a lot of subjects at this faculty (in the past, in the future).
2. Students will write several term-papers (next year, last year).

3. (All the following years, last year) they will work hard.
4. We'll have an English test (last week, next week).
5. To get ready for it I'll translate this article (tomorrow, yesterday).
6. But my friend translated this article (two days ago, in two days).
7. I left home at six o'clock (now, yesterday).
8. We live in Moscow (at present, two years ago).
9. He knew English very well (last year, now).

**Задание 6. Выберите нужные модальные глаголы из рамки. Запишите номер предложения и модальный глагол.**

|  |
|--|
| can, may, must, be to, have to, should |
|--|

1. Mary's husband ... play football, tennis but he ... not cook or iron.
2. Our parents ... be at home in the evening. They have guests to-night.
3. You ... not put so much sugar in your tea.
4. The children ... stay in town for the whole summer or they ... go to the seaside with us if they want.
5. The boy ... not translate this difficult text without a dictionary.
6. Yesterday we ... to meet at 5, but I ... to put off the meeting till later.
7. Sorry, madam. You ... not smoke here.
8. My sister ... not work so hard. She looks tired.
9. They ... .. to get up early tomorrow to come to my classes on time.
10. Everybody ... know traffic rules.

**Задание 7. Поставьте прилагательные в скобках в нужную форму и запишите номер предложения и прилагательное.**

1. The 22th of December is (short) day of the year.
2. Ann is (good) student at our faculty.
3. My mother is (young) than my father.
4. The days in summer are (long) than in winter.
5. It was (bad) day in my life.

6. She is a very (beautiful) girl.
7. The Ostankino Tower is (high) tower in Europe.
8. It is (high) than Eiffel Tower.
9. Your car is (expensive) than mine.

### Ключи

#### № 1

1 – a, 2 – b, 3 – c, 4 – c, 5 – b, 6 – b, 7 – b, 8 – a, 9 – c, 10 – b, 11 – a, 12 – b.

#### № 2

1. Do you listen to the radio every morning?
2. Does he live in Manchester?
3. What time does she finish work every day?
4. How often do you go swimming?
5. Do you watch TV every morning?
6. Does she play the guitar?
7. How much money do you earn a month?
8. Does it snow much in your country?

#### № 3

1 – b, 2 – c, 3 – b, 4 – b, 5 – a, 6 – b, 7 – a, 8 – b, 9 – b, 10 – b, 11 – c, 12 – a.

#### № 4

1 – finish, 2 – last year, 3 – Does, 4 – will she, she will, 5 – take, 6 – finished, 7 – studies, 8 – is, 9 – wrote.

#### № 5

1 – in the future, 2 – next year, 3 – al the following years, 4 – next week, 5 – tomorrow, 6 – two day ago, 7 – yesterday, 8 – at present, 9 – last year.

#### № 6

1 – can, can; 2 – must; 3 – should; 4 – can, may; 5 – can; 6 – were, had; 7 – must; 8 – should; 9 – will have.

#### № 7

1 – the shortest, 2 – the best, 3 – younger, 4 – longer, 5 – the worst, 6 – beautiful, 7 – the highest, 8 – higher, 9 – more expensive, 10 – the cleverest.



## Приложения

### Приложение 1

#### 1. Practice the sounds.

| [ɪ]   |           | [i:]  |         | Sounds in contrast |                |
|-------|-----------|-------|---------|--------------------|----------------|
| big   | win       | he    | key     | bead – bid         | lead – lid     |
| pig   | did       | she   | knee    | beat-bit           | teen-tin       |
| dig   | twin      | me    | feed    | deed – did         | bean – bin     |
| gift  | little    | free  | field   | deep – dip         | heel – hill    |
| six   | picnic    | sea   | chief   | eat – it           | meal – mill    |
| fix   | fiddle    | pea   | niece   | feet – fit         | green – grin   |
| ship  | kitchen   | tea   | cheap   | leak – lick        | sheep – ship   |
| thin  | history   | fee   | peace   | peak – pick        | cheap – chip   |
| chips | ministry  | beans | metre   | read – rid         | cheek – chick  |
| wish  | primitive | leave | extreme | seat – sit         | reason – risen |

#### 2. Practice the sounds.

| [ɔ]  |        | [e]  |        | Sounds in contrast |               |
|------|--------|------|--------|--------------------|---------------|
| cat  | Africa | get  | send   | bad – bed          | tan – ten     |
| hat  | animal | pet  | head   | lad – led          | sand – send   |
| ham  | album  | let  | bread  | sad – said         | land – lend   |
| back | apple  | bed  | ready  | sat – set          | band – bend   |
| gas  | cattle | bet  | lemon  | man – men          | pack – peck   |
| cab  | palace | red  | berry  | pan – pen          | dad – dead    |
| fat  | acid   | sell | clever | mat – met          | had – head    |
| hat  | camel  | ten  | seven  | pat -pet           | shall-shell   |
| has  | gather | best | very   | bat -bet           | marry-merry   |
| man  | travel | bell | when   | bag – beg          | cattle – ket- |
| tle  |        |      |        |                    |               |

#### 3. Practice the sounds.

| [A]  |       | [R]   |           | Sounds in contrast |              |
|------|-------|-------|-----------|--------------------|--------------|
| fun  | son   | car   | pass      | cup – carp         | but – Bart   |
| gun  | ton   | can't | grass     | hut – heart        | buck – bark  |
| sun  | come  | bath  | drama     | cut – cart         | lust – last  |
| cup  | blood | path  | banana    | bun – barn         | fuss – farce |
| duck | flood | past  | father    | duck – dark        | yuck – yard  |
| must | does  | last  | moustache | cluck-clerk        | much-march   |

#### 4. Practice the sounds.

| [V]  |         | [u:]   |         | Sounds in contrast |
|------|---------|--------|---------|--------------------|
| put  | could   | do     | tooth   | full – fool        |
| bush | should  | two    | truth   | pull – pool        |
| book | butcher | loo    | whose   | look-Luke          |
| look | bully   | fool   | juice   | look – loop        |
| cook | pull    | shoot  | June    | food – foot        |
| took | sugar   | shoe   | screw   | boot – good        |
| foot | pudding | blue   | chew    | cook – cool        |
| good | woollen | food   | fruit   | took-tool          |
| wood | wooden  | school | soup    | rook – root        |
| wolf | woman   | who    | through | wood – woed        |

#### 5. Practice the sounds.

| [E:]  |         | [L]     |        | Sounds in contrast |                    |
|-------|---------|---------|--------|--------------------|--------------------|
| her   | girl    | herd    | wall   | bird – board       | purpose – porpoise |
| fir   | circus  | search  | hall   | turn-torn          | turtle – tortoise  |
| firm  | circle  | earth   | four   | fur-for            | third – thought    |
| bird  | world   | murder  | jaw    | Pearl – Paul       | bird – bought      |
| pert  | earn    | further | lawn   | worm-warm          | dirty – daughter   |
| perch | early   | purpose | autumn | word – ward        | curse – coarse     |
| turn  | turtle  | worse   | warder | work-walk          | curd-cord          |
| bum   | person  | earth   | horse  | nurse-north        | curt-caught        |
| hurt  | perfect | learn   | board  | earn – horn        | curtain – court    |
| were  | prefer  | church  | shore  | curl – call        | firm – form        |

#### 6. Practice the sounds.

| [e]  |        | [a]   |         | Sounds in contrast |               |
|------|--------|-------|---------|--------------------|---------------|
| say  | baby   | by    | rise    | day-die            | chain-China   |
| way  | lady   | fly   | idle    | lay – lie          | paper – piper |
| play | angel  | die   | Bible   | may-my             | main-mine     |
| grey | able   | lie   | silent  | say-sigh           | bay-buy       |
| name | bacon  | kind  | licence | tray-try           | way-why       |
| Kate | today  | blind | while   | lain – line        | wait – white  |
| take | create | child | rhyme   | pain-pine          | mate-might    |
| mail | parade | sign  | arrive  | Kate – kite        | fate – fight  |
| sail | famous | right | bicycle | fail – file        | late – light  |

## 7. Practice the sounds.

| [a]   |          | [O]    |         | Sounds in contrast |  |
|-------|----------|--------|---------|--------------------|--|
| by    | rise     | boy    | enjoy   | buy-boy            |  |
| fly   | idle     | boy    | annoy   | tie – toy          |  |
| die   | Bible    | boil   | avoid   | vice – voice       |  |
| lie   | silent   | coin   | appoint | pint-point         |  |
| kind  | license  | join   | employ  | try-Troy           |  |
| blind | while    | voice  | destroy | giant-joined       |  |
| child | rhyme    | noise  | royal   | imply-employ       |  |
| sign  | arrive   | choice | oyster  | isle-oil           |  |
| right | bicycle  | point  | lawyer  | bile – boil        |  |
| time  | triangle | spoil  | rejoice | ice-Royce          |  |

## 8. Practice the sounds.

| [t]    |         | [d]    |        | Sounds in contrast |                |
|--------|---------|--------|--------|--------------------|----------------|
| tin    | later   | do     | Friday | two – do           | tie – die      |
| tie    | after   | day    | rode   | ten-den            | try-dry        |
| try    | between | dog    | bed    | ton – done         | time – dime    |
| time   | what    | date   | head   | town – down        | tall – doll    |
| tell   | night   | drag   | dead   | train – drain      | tear – dear    |
| town   | trout   | drive  | hand   | bat – bad          | torn – dawn    |
| torn   | hoped   | draw   | lived  | set – said         | what – ward    |
| taxi   | looked  | down   | called | write – ride       | mate – made    |
| twelve | passed  | dinner | wanted | sight – side       | plate – played |

## 9. Practice the sounds.

| [k]  |        | [g]   |        | Sounds in contrast |               |
|------|--------|-------|--------|--------------------|---------------|
| cat  | baker  | go    | begin  | cot – got          | cap – gap     |
| cap  | broken | get   | angry  | could – good       | cold – gold   |
| cup  | market | gun   | angle  | coat – goat        | curl – girl   |
| car  | take   | good  | target | cave – gave        | class – glass |
| kid  | park   | give  | eagle  | clue – glue        | Kate – gate   |
| kite | clock  | grey  | bag    | leak – league      | come – gum    |
| come | six    | glass | flag   | pick – pig         | lack – lag    |
| coin | taxi   | ghost | league | lock – log         | back – bag    |
| cash | quick  | ago   | plague | ankle-angle        | clock-clog    |

### 10. Practice the sounds.

| [f]    |        | [v]    |        | [w]   |        | Sounds in contrast     |
|--------|--------|--------|--------|-------|--------|------------------------|
| fat    | final  | van    | ever   | why   | one    | fail – veil – whale    |
| fox    | Phil   | vine   | travel | what  | twin   | file – vile – while    |
| far    | photo  | vest   | over   | when  | twenty | fine – vine – wine     |
| fly    | awful  | veil   | wives  | where | twelve | fire – via – wire      |
| fine   | after  | vase   | advise | which | twice  | feel – veal – wheel    |
| few    | Africa | vivid  | wave   | wind  | twist  | first – versed – worst |
| fuel   | left   | Viking | five   | waves | sweet  | fairy – vary – wary    |
| float  | lift   | velvet | give   | world | quick  | feign – vein – wane    |
| forest | laugh  | violet | leave  | work  | quite  | fend – vend – wend     |

### 11. Practice the sounds.

| [T]     |         | [D]     |          | Sounds in contrast |                  |
|---------|---------|---------|----------|--------------------|------------------|
|         |         |         |          | [s] – [T]          | [f] – [T]        |
| thin    | both    | then    | another  | sick – thick       | free – three     |
| think   | bath    | this    | weather  | sink-think         | first-thirst     |
| thing   | month   | that    | together | seem – theme       | Fred – thread    |
| thank   | length  | these   | clothes  | sum -thumb         | frill-thrill     |
| thumb   | north   | those   | either   | sing – thing       | fin – thin       |
| thump   | fifth   | there   | northern | pass – path        | fought – thought |
| three   | sixth   | though  | with     | mouse-mouth        | four-thaw        |
| throw   | healthy | father  | bathe    | moss-moth          | half-hearth      |
| throat  | wealthy | mother  | breathe  | worse-worth        | roof-Ruth        |
| theatre | nothing | brother | smooth   | tense-tenth        | deaf-death       |

### 12. Practice the sounds.

| [n]     |  | [ŋ]     |         | [m]     |         | Sounds in contrast |
|---------|--|---------|---------|---------|---------|--------------------|
| no      |  | sing    | ban     | song    | man     | ban-bang           |
| nose    |  | ring    | hang    | wrong   | marry   | kin-king           |
| night   |  | bring   | rang    | long    | mother  | ran – rang         |
| knife   |  | wing    | sang    | belong  | home    | Ron-wrong          |
| wind    |  | spring  | sank    | monk    | animal  | run-rung           |
| connect |  | sitting | angle   | conquer | 'family | sin – sing         |
| corn    |  | getting | ankle   | monkey  | farm    | sun-sung           |
| horn    |  | ink     | anxious | young   | harm    | thin-thing         |
| gown    |  | pink    | length  | tongue  | dream   | ton-tongue         |

### 13. Practice the sounds.

|       | [l]     |        | [r]     |               | Sounds in contrast |
|-------|---------|--------|---------|---------------|--------------------|
| lamb  | slip    | rat    | true    | lip – rip     | glue – grew        |
| lamp  | slot    | rap    | grew    | led – red     | clue – crew        |
| leg   | silent  | ram    | Greek   | lap – wrap    | clap – crap        |
| life  | element | rip    | ground  | lane – rain   | cloud -crowd       |
| love  | eleven  | red    | bread   | light-right   | blush-brush        |
| look  | English | rest   | drift   | law – raw     | bloke –            |
| broke |         |        |         |               |                    |
| lots  | build   | 'rain  | tree    | lead – read   | blink –            |
| brink |         |        |         |               |                    |
| lord  | all     | reach  | agree   | list-wrist    | belly-berry        |
| loud  | pool    | rather | foreign | laugh – rough | alive – arrive     |

### Приложение 2

#### Rhymes and tongue twisters

*Here is a collection of tongue twisters that even native speakers of English find very difficult to say. Try them yourself.  
How quickly can you read them?*

#### [p]

Peter Piper picked a peck of pickled peppers.  
A peck of pickled peppers Peter Piper picked.  
If Peter Piper picked a peck of pickled peppers,  
Where's the peck of pickled peppers Peter Piper picked?

#### [A] – [X]

The father was mad, mother was mad,  
The children all mad beside;  
And upon a mad horse  
They all of them got,  
And madly away did ride.

Swan swam over the sea,  
Swim, swan, swim:

Swan swam back again.

Well swum, swan.

[X]

Fat Pat had a fat cat.

Pat's fat cat sat in Pat's hat.

[T] – [D]

I thought a thought

But the thought I thought

Was not the thought

I thought I thought.

[t], [ju:] – [u:]

A tutor who tooted a flute

Tried to tutor two tooters to toot.

Said the two to the tutor:

"Is it harder to toot or

To tutor two tooters to toot?"

[V]

There was a crooked man, and he went a crooked mile;

He found a crooked sixpence against a crooked stile;

He bought a crooked cat, which caught a crooked mouse;

And they all lived together in a little crooked house.

[V] – [u:], [A]

How much wood would a woodchuck chuck

If a woodchuck could chuck wood?

He would chuck, he would, as much as he could,

And chuck as much wood as a woodchuck would

If a woodchuck could chuck wood.

[e]

A shoemaker makes shoes without leather,

With four elements all together,

Fire, Water, Earth, Air,

And every customer takes two pair.

[b]

Betty Botter bought some butter.  
'But', she said, 'this butter's bitter.  
If I bake this bitter butter,  
It would make my batter bitter.  
But a bit of better butter – *That* would make my batter better.'

[w]

Whether the weather be fine  
Whether the weather be not  
Whether the weather be cold,  
Whether the weather be hot,  
We'll weather the weather  
Whatever the weather  
Whether we like it or not.

[N]

As I was getting along, along, along,  
And singing a comical song, song, song,  
The lane that I went was long, long, long,  
And the song that I sang was long, long, long,  
And so I went singing a song.

The singers sang a nice song –  
Ting-a-long, ting-a-long.  
A nice song the singers sang –  
Ting-a-long, ting-a-long.  
The song they sang was very long –  
Ting-a-long, ting-a-long.  
Ting-a-ting-a-long.

[r]

Robert Rowley rolled a round roll round  
A round roll Robert Rowley rolled round.  
If Robert Rowley rolled a round roll round  
Where's the round roll Robert Rowley rolled round?

[s]

Say this sharply, say this sweetly,  
Say this shortly, say this softly.  
Say this sixteen times in succession.  
She sells sea-shells on the sea-shore,  
The shells that she sells are sea-shells, I'm sure.

[d] – [t]

Don't trouble trouble until trouble troubles you.  
It only doubles trouble and trouble others too.

[l]

Little Lady Lilly lost her lovely locket.  
Lovely little Lucy found the lovely locket.  
Lovely little locket lay in Lucy's pocket –  
Lazy little Lucy lost the lovely locket!

[G]

Can you imagine an imaginary menagerie manager imagining managing an imaginary menagerie?

[əV]

A wise old owl lived in an oak.  
The more he saw the less he spoke,  
The less he spoke the more he heard,  
Why can't we all be like this old bird?

[E:]

Early to bed, early to rise  
Makes a man healthy, wealthy and wise.



**Текст к уроку 1**

**London**

London is the capital of the United Kingdom of Great Britain and Northern Ireland. London is one of the most beautiful and fascinating cities in the world. London is commercial, financial, political, industrial and cultural center of the country. It is also one of the world's important ports and one of the largest cities in the world.

London was a small Roman town but in the 11<sup>th</sup> century it became the capital of England. The medieval London was an important trading center. In the 19<sup>th</sup> century new forms of transport such as cars and trains appeared in London.

Nowadays it is one of the largest cities in the world. It is divided into four main parts: Westminster, the City, the West End and the East End. Westminster is the political centre of the city. The City is a business centre because there are a lot of banks and offices there. The majority of people work in this part of London. The West End abounds in shops, hotels, restaurants, clubs, parks and theatres which attract customers and tourist from different countries. The East End is an industrial district of the city. Many parts of London are changing. Some of the poor areas become fashionable and people move into them.

There are a lot of famous sights in London such as the Tower of London, Westminster Abbey, the Houses of the Parliament, the Trafalgar Square, St. Paul's Cathedral. The Buckingham palace is the official residence of the Royal family. There are many galleries and museums in London. The national gallery contains the richest art collection of different schools and periods. It is famous for the works of Rembrandt and Rubens. The Tate Gallery is a national gallery of modern art. It includes paintings of many countries. The British museum consists of the national museum of archeology and ethnography. It is famous of its priceless collection of ancient art. It comprises artifacts from different countries.

London has many parks and gardens. The most famous and beautiful ones are the Regents Park (with the Zoo), the St. James Park and the Hyde Park. There are a lot of theatres, concert halls,

cinemas, pubs, restaurants, and nightclubs in London. There are two opera houses in the West End. The main theatres and cinemas are concentrated here. They are open till late at night. London becomes very beautiful when people hold festivals there.

medieval – средневековый

abound – иметь в изобилии

## Текст к уроку № 2

### Thanksgiving Day

Most fruit and vegetables grow through the summer and are ready to bring in when autumn comes. This time is called the harvest. After the harvest, many people want to say thank you to God for all the food. There are church services called Harvest Festivals or Thanksgiving Services. There are lots of fruit, vegetables, flowers and loaves of bread in the church, and people sing special songs of thanks. These services started hundreds of years ago.

In September 1620, a group of English people called the Pilgrim Fathers sailed from Plymouth, England across the Atlantic Ocean, in a ship called The Mayflower to Cape Cod in North America. They went away from England because of their religion, and because they wanted land for their families. They wanted to grow food for themselves – not for other people.

The pilgrims sailed for sixty-six dangerous days across the Atlantic Ocean. When they arrived, they called their new home New England, but they were not the first people to live there. The Indians were there first. Sometimes the Pilgrims fought with the Indians but they also learned a lot from them. The Indians showed them how to live from their new land, for example, and how to grow and cook new kinds of fruit and vegetables.

The first winter was difficult. Many of the Pilgrims died because it was very cold and they had little food. In the spring they started to grow food, helped by some friendly Indians, and in the autumn of 1621 they celebrated their first harvest.

The pilgrims wanted to give thanks, not only for the harvest, but for their new home, new life and new friends.

The date of Thanksgiving Day in the USA has changed three times, but it is now the fourth Thursday in November. Most American and Canadian families still have a Thanksgiving Day dinner with their family. They have turkey and autumn vegetables, and then pumpkin pie.

In the USA, there are a lot of big football matches on that day, so many people go to the games or watch them on television.

Canada is situated to the north of the USA, so the winter is longer and the harvest is earlier there. The date of Thanksgiving Day has changed more than once, but is now the second Monday in October. In Canada there is a Thanksgiving Day holiday and the traditional dinner is turkey and pumpkin pie – like in the USA.

thanksgiving – благодарственный молебен

bring in – плодоносить

harvest – урожай

loaf of bread – буханка хлеба

the Pilgrim Fathers – *ист.* английские колонисты в Америке

sail – плыть (под парусом)

### Тексты к уроку № 3

#### Wales

The constituent country of the United Kingdom of Great Britain and Northern Ireland is Wales. It became part of England in 1536 by the Act of Union. Until then it had been regarded as a separate principality but a dependency of England. The Welsh call their country Cymru<sup>2</sup>, and themselves they call Cymry, a word which has the same root as 'comrader' (friend, or comrade). The population of Wales is over 3 million people. About 75 per cent of the people of Wales live in towns and urban districts.

The living standards of people in Wales are lower than in England, the unemployment rate is higher. South Wales has a rich tradition of struggle for more jobs and better working conditions in mines.

Wales is a highland country of old, hard rocks. North Wales is a country of mountains and deep valleys; South Wales is a land of high hills and wide valleys. The pride of Wales in scenery is Snow-

donia, a region of high mountains. Snowdon is the highest mountain in England and Wales.

Except for coal, mineral resources are limited, and include gold, silver, lead and copper. South Wales is more developed part; coal-mining, steel production, electronics, electrical engineering can be found here.

The capital of Wales is Cardiff, the largest city of Wales. Cardiff is situated near the mouth of the Taff River. It is an important industrial city and a port. It is also an administrative and educational centre.

The second largest city in Wales is Swansea where mainly steel production can be found. Since World War II there has been intensive development in the metal industries especially in the south and south-east.

The Welsh people, especially in rural areas, are fond of folk music, singing, poetry and drama. Welsh literature is one of the oldest in Europe. There are many choirs in Wales, the standard of singing is high and the love of good music is widespread. Now there is a growing movement of revival of Welsh culture from which sprang the revival of Eisteddfod.

Eisteddfod in the form of a gathering of bards had occasionally been held in the 15th, 16th and 17th centuries. Now Eisteddfod is a festival of Welsh culture. It includes competitions in prose, poetry and singing.

Wales has its own flag called the Welsh dragon.

Swansea – Суонси (второй по величине и значению город юго-восточной части Уэльса, порт и промышленный центр)

Cymru – валл. Уэльс Сутгу – валл. уэльсцы, валлийцы

Snowdonia – Сноудония (национальный парк в живописном горном районе на севере Уэльса)

Snowdon – гора Сноудон

the Taff River – р. Тафф

Eisteddfod – айстедвод, состязание бардов (фестиваль валлийских певцов, музыкантов и поэтов; проводится ежегодно в Уэльсе)

## Тексты к уроку № 4

### It is interesting to know:

1. The **longest** river in the USA is the Mississippi. It is 2350 miles long. The Mississippi carries so much soil and rocks along with it that its nickname is the Big Muddy.
2. Death Valley in California is the **hottest** place in the USA. In fact, it's one of the hottest places in the world. The temperature here can reach 54 degrees! Many people died trying to cross it in the 19<sup>th</sup> century.
3. Alaska is the **biggest** American state. Before 1867, it belonged to Russia. Then Alexander II sold it to the US for \$7.2 million. Alaska is also the **coldest** place in the US.
4. The **smallest** state in the US is Rhode Island. It is about 1/500 the size of Alaska!
5. The **biggest** city in the US is New York. Over 8 million people live here. During the day the population grows to over 20 million, as people travel to the city to work.
6. Tasmania is cooler and wetter than the rest of Australia, with high mountains and the world's **oldest** forests. It is said that Tasmania has the **cleanest** air in the world.
7. Canberra, the capital of Australia is the **newest** city of all. It was designed in 1912 by Walter Burley Yriffin, an American architect, and became the capital in 1927. Unlike other capitals, it's very, very quiet. There are lots of trees and a big lake in the centre. Melbourne ['melbɒn], the second **largest** city, was once the capital of Australia. Today it's the 'sporting capital' of the country.

### Amazing Australia

**Area:** 7.7 million square km;

**Population:** 20 million people;

**Capital:** Canberra;

**Government:** A federation of six states and two territories.

Until 1901 Australia was a British colony. It is still a monarchy and Queen Elizabeth II of Great Britain is also Queen of Australia. But now Australia is an independent state.

**National holiday:** Australia Day, January 26<sup>th</sup> (celebrates the first settlement of Australia).

**Currency:** Australian dollar.

Australia is an island, a continent and a country. It's the world's largest island and it's the smallest (but the oldest!) continent. And it's the only country that has a whole continent to itself! However, a lot of it is empty. There are only 20 million people, and most of them live in the eight large cities.

Australia is the flattest and second driest (after Antarctica) continent. Two-thirds of the land is desert. In some places it sometimes doesn't rain for years! The driest and hottest place in Australia is the Simpson Desert. Summer temperatures here can be more than 50°C. The Simpson Desert is famous for its parallel sand dunes. They are the biggest in the world. The most famous dune, Big Red, is 40 metres high.

The flat hot centre of Australia is called the 'outback'. The outback is more than two-thirds of Australia, but only 100,000 people live there. Sometimes, the nearest neighbour is a hundred kilometres away! Most children in the outback use the Schools of the Air. The teachers speak to them by radio, and they send them their homework by post!

Australia lies in the Southern Hemisphere, so everything there is the other way round. Hot winds blow from the north; cold winds blow from the south. The farther north you go, the hotter it gets. Summer starts in December, winter starts in June. So Christmas and New Year in Australia are celebrated in summer!

monarchy – монархия

independent – независимый

settlement – колония, поселение

currency – валюта

fascinating – очаровательный, восхитительный

flat – плоский

desert – пустыня

parallel – параллельный

Dune – [dju:n] – дюна

outback – внутренние, необжитые районы австралийского материка

Hemisphere – полушарие

other way round – наоборот

## Текст к уроку № 5

### Arthur Conan Doyle

Arthur Conan Doyle was born in the capital of Scotland, Edinburgh. His father, Charles E. Doyle, was an artist and architect by profession, but Doyle family was very poor.

Arthur's mother was a very good story-teller and her fantastic stories he remembered all his life. The talent of story-telling Arthur inherited from his mother and it helped him as a writer. During his school years he read much, and he often told his school friends long and interesting stories, getting cakes and sweets.

After finishing school Conan Doyle became a student of the medical faculty in the University of Edinburgh. In his third year of studies he went as a ship's doctor to the Arctic and after graduating from the University, he again went in a ship to Western Africa.

He began his medical practice in a small English town Southsea, where he spent eight years. Here in 1887, he published his first detective story "A Study in Scarlet". Its main characters were Sherlock Holmes and Dr. Watson, and they became the most popular characters of a great many of Conan Doyle's stories.

"A Scandal in Bohemia" opened a collection of detective stories under the title "The Adventures of Sherlock Holmes". The story was published in 1891 and soon after that Baker Street became the well-known address of Sherlock Holmes.

The readers asked for more and more stories about Sherlock Holmes and for two years Conan Doyle wrote them. When he had written about twenty stories with Sherlock Holmes as the main detective, he was so tired of these stories that he decided "to kill Sherlock Holmes". He wrote a story, which he named "Holmes's Last Case" (1893). In this story Holmes was killed during a struggle with Professor Moriarty. The writer hoped that after that he could begin writing other books.

But the readers did not wish to lose their favourite character, and ten years later the famous detective appeared again. In 1901/02 one of Conan Doyle's best stories "The Hound of the Baskervilles" was published.

In 1891 Conan Doyle gave up his medical work and devoted all his time to his literary activity. He also travelled much. He visited

Europe, the USA and Egypt. In Norway he met Jerome K. Jerome, who wrote about this fact in one of his books.

Besides detective stories, Conan Doyle also wrote historical novels, war books and an anticolonial book about the Belgian Congo. His two fantastic stories "The Lost World" (1912) and "The Poisoned Belt" (1913) were quite successful.

All his life Conan Doyle liked sports; he skied, played golf and went in for boxing. He died in 1930. After his death, the famous detective Sherlock Holmes, together with his friend Dr. Watson, continued to be among the favourite characters of English literature and tourists coming to London always go to visit Baker Street to see the house where Sherlock Holmes lived.

architect – архитектор

story-teller – рассказчик

"A Study in Scarlet" – "Этюд в багровых тонах"

"A Scandal in Bohemia" – "Скандал в Богемии"

be tired – уставать

case – дело

## **Текст к уроку № 7**

### **The Norman Conquest of England**

The conquest of England by the Normans began in 1066 with the battle of Hastings, where the English fought against the Normans. The conquest was complete in 1071.

Who were these Normans who conquered England? They were Vikings or "Northman", men from the North. Some 150 years before the conquest of England they came to a part of France, opposite England, a part which we now call Normandy. There they adopted the Christian faith, the French language and the Roman law of their new home in France. They became French.

What did the Norman conquest give to England?

It gave it French kings and nobles. The Normans also brought with them the French language. After the Norman conquest there were three languages in England. There was Latin, the language of church and the language in which all learned men wrote and spoke;



the kings wrote their laws in Latin for some time after the conquest. It was difficult for the people to understand these laws. Then there was French, the language which the kings and nobles and which many people wrote. Finally, there was the English language that remained the language of the masses of the people. Some men might know all these languages; many new two; but most of the people knew only one. There were some people who understood the French language though they could not speak it. Rich people who owned land, the landowners, often knew French and Latin. But poor people, the peasants, did not understand French or Latin. They understood only English.

In time, however, came the general use of the English language. About 1350, English became the language of law; and at the time there lived the first teacher who taught his boys to read and write English and to translate not from Latin into French, but from Latin into English. Then between 1350 and 1400 lived Wycliffe who made the first translation of the Bible into English, and Chaucer – the father of English poetry.

The English language when it came into general use was not quite the same as it was before the Conquest. The grammar remained, but many words came into it from the French language.

the battle of Hastings – битва при Гастингсе (Гастингс – порт на юго-востоке Англии).

Vikings – участники морских походов скандинавов к. VIII – сер. XI вв.

some 150 years before – за какие-то 150 лет до ...

from Latin into French – с латинского на французский

Chaucer – Джеффри Чосер, английский поэт конца XIV в.

came into general use – вошел во всеобщее употребление

## СПИСОК ЛИТЕРАТУРЫ

1. Гинтер, К.П., Практическая фонетика английского языка / К.П. Гинтер, Л. Кантер, М.А. Соколова. – Владос, 2005. – 382 с.
2. Колин, Дж. Англо-русский, русско-английский словарь / Дж. Колин, А. Савицкий. – М., 2005.
3. Елагина, Л.Н. Английский язык: вводно-коррективный курс: учеб. пособие / Л.Н. Елагина; Кемеровский технологический институт пищевой промышленности. – Кемерово, 2007. – 100 с.
4. Кисунько, Е. Упражнения для фонетической зарядки / Е. Кисунько, Е. Музланова. – М., Чистые пруды, 2005.
5. Клементьева, Т.Б. Повторяем времена английского глагола. – М.: Дрофа, 1995.
6. Колыханова, О.А. Учись говорить по-английски. – Феникс+, 2008. – 254 с.
7. Ощепкова, В.В. О Британии вкратце / В.В. Ощепкова, И.И. Шустилова. – М.: Новая школа, 1997. – 176 с.
8. Speak out. Журнал для изучающих английский язык. – № 1, № 5, 2006. – М., ГЛОССА-ПРЕСС.
9. H. Douglas Brown. Teaching by Principles. An interactive approach to language pedagogy. Prentice Hall regents. Upper Saddle River, New jersey, 1994.
10. Rachel Fennie, Carol Frain, David A. Hill, Karen Thomas. Top Grammar. Helbling languages. 2010.

## СОДЕРЖАНИЕ

|   |    |
|---|----|
| Предисловие.....                                      | 3  |
| Вводно-коррективный курс.....                         | 4  |
| UNIT I.....   | 4  |
| UNIT II.....  | 17 |
| UNIT III.....   | 27 |
| UNIT IV.....  | 39 |
| UNIT V.....   | 51 |
| UNIT VI.....  | 60 |
| UNIT VII.....   | 69 |
| Лексико-грамматический тест.....                      | 76 |
| Ключи.....  | 80 |
| <i>Приложение 1. Practice the sounds</i> .....        | 81 |
| <i>Приложение 2. Rhymes and tongue twisters</i> ..... | 85 |
| Приложение 3. Тексты к урокам.....                    | 89 |
| Список литературы.....                                | 98 |

УЧЕБНОЕ ПОСОБИЕ

**Дерябина** Наталья Владимировна

**АНГЛИЙСКИЙ ЯЗЫК:  
вводно-коррективный курс**

Учебное пособие

Для студентов вузов

Редактор *А.В. Дюмина*

Технический редактор *О.П. Долгополова*

Художественный редактор *О.П. Долгополова*

ЛР № 020524 от 02.06.97

Подписано в печать 15.09.2016. Формат 60x84<sup>1/16</sup>

Бумага типографская. Гарнитура Times New Roman

Уч.-изд. л. 6,3. Тираж 100 экз.

Заказ № 39.

Оригинал-макет изготовлен в лаборатории множительной техники  
Кемеровского технологического института пищевой промышленности (университета)  
650002, г. Кемерово, ул. Институтская, 7

ПЛД № 44-09 от 10.10.99

Отпечатано в лаборатории множительной техники  
Кемеровского технологического института пищевой промышленности (университета)  
650002, г. Кемерово, ул. Институтская, 7